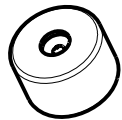
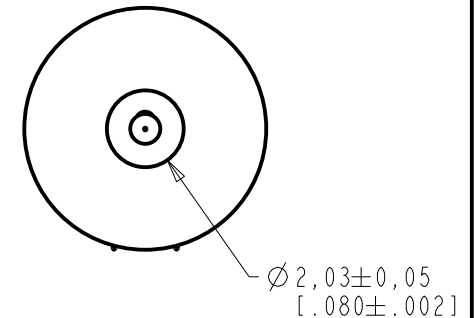
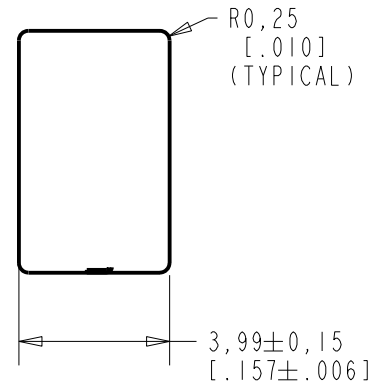
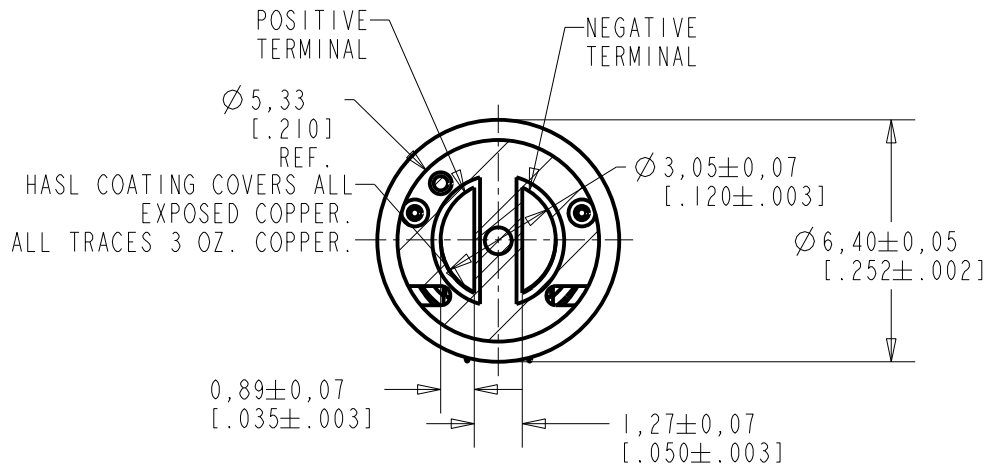


SR6438NWS-000

SHT 1.1

NOTES:

 A POSITIVE GOING VOLTAGE AT THE POSITIVE TERMINAL, RELATIVE TO NEGATIVE TERMINAL, CAUSES A DECREASE IN PRESSURE AT THE SOUND OUTLET.



SCALE 2:1

NOMINAL WEIGHT
0.25 GRAMS

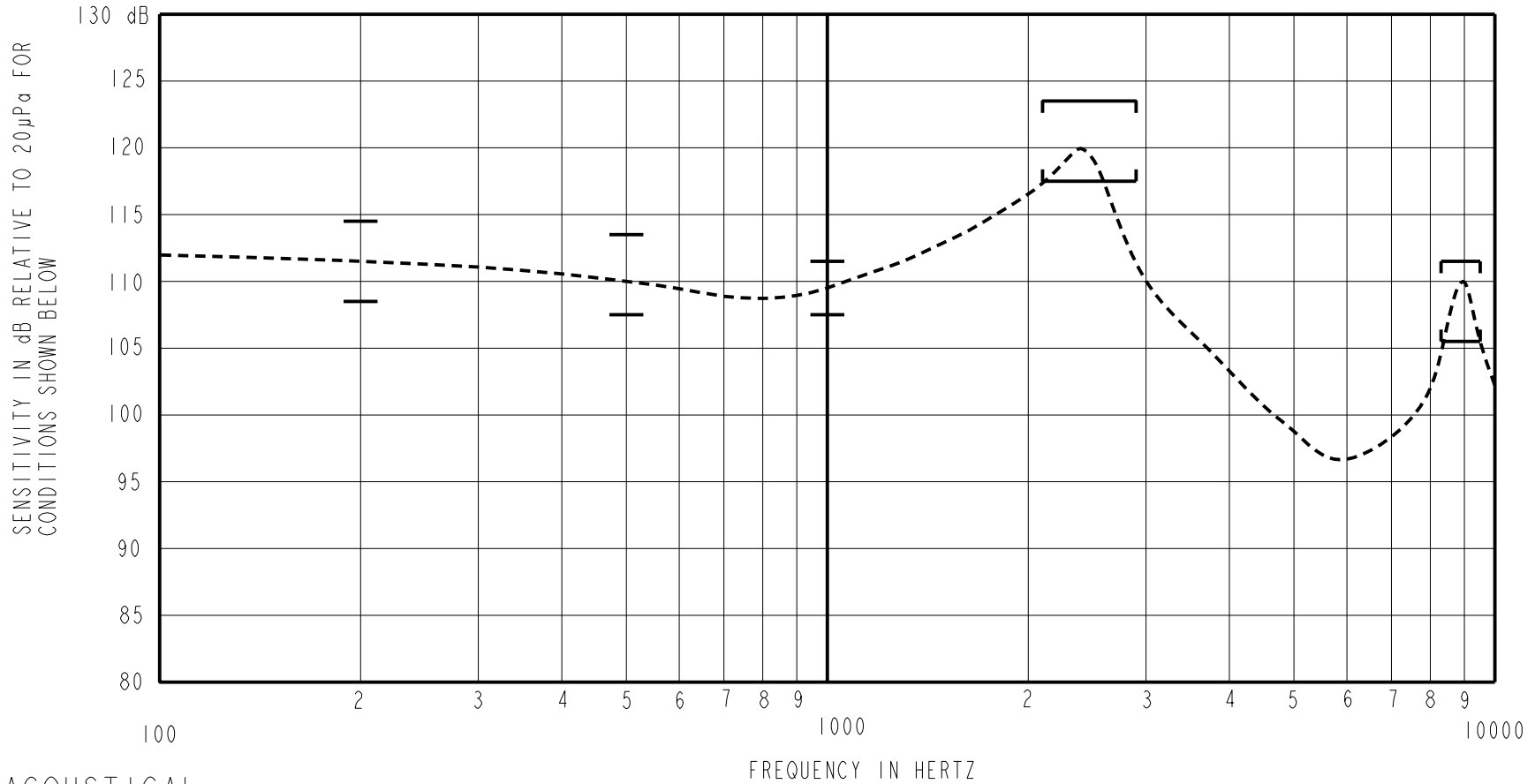
DIMENSIONS IN MILLIMETERS [INCHES]

Revision	C.O. #	Implementation Date	RELEASE LEVEL	REVISION
I	C10114347	2-22-13	Active	I
H	C10113824	7-09-12		
G	C10109855	5-18-09		

SCALE:	5:1	DR. BY	DATE
DO NOT SCALE DRAWING		MMM	7-5-07
TITLE:		CK. BY	DATE
MINI SIRENS		GJP	7-12-07
SR6438NWS-000		APP. BY	DATE
OUTLINE DRAWING		GJP	7-12-07
SHT 1.1			

KNOWLES ELECTRONICS
ITASCA, ILLINOIS U.S.A.

NOTE: SPECIFICATIONS FOLLOWED BY AN ASTERISK (*) ARE 100 % TESTED



ACOUSTICAL

SENSITIVITY

DEVICE WILL PRODUCE THE SPL LISTED BELOW UNDER TEST CONDITIONS DESCRIBED IN TABLE 3. NOMINAL SENSITIVITY AT 1kHz IS dB RELATIVE TO 20µPa. ALL OTHER VALUES IN dB RELATIVE TO THE SENSITIVITY AT 1kHz.

FREQUENCY (Hz)	MINIMUM	NOMINAL	MAXIMUM
200	-1.0	+2.0	+5.0
500	-2.0	+1.0	+4.0
1000	-2.0	109.5	+2.0
2100-2900 PEAK	+8.0	+11.0	+14.0
8200-9400 PEAK	0.0	+3.0	+6.0

TABLE 1

TOTAL HARMONIC DISTORTION

DEVICE WILL NOT EXCEED TOTAL HARMONIC DISTORTION LEVELS LISTED BELOW.

FREQUENCY (Hz)	AC DRIVE (V rms)	DC BIAS (V)	MAX (%)
843	0.1	0	5
1264	0.1	0	5
843	0.3	0	10
1264	0.3	0	10

TABLE 2

TEST CONDITIONS

NOMINAL SOURCE VOLTAGE	0.1 V rms, 0 mA DC BIAS
SOURCE IMPEDANCE	<1 Ohm
TUBING	7mm [.236"] LONG, 2.2mm [.039"] I.D.
COUPLER CAVITY	IEC 60318-4 ("711") COUPLER

TABLE 3

ELECTRICAL

DC RESISTANCE	25.0 Ohms ± 10%
IMPEDANCE @ 500 Hz	36.5 Ohms ± 15%
IMPEDANCE @ 1 KHz	55.5 Ohms ± 15%

TABLE 4

ISOLATION: CASE WILL BE ELECTRICALLY ISOLATED FROM THE COIL CIRCUIT.

MECHANICAL CHARACTERISTICS

SOLDER TYPE: SAC305 (LEAD FREE)
SOLDERING TEMPERATURE: 400°C FOR 2 SECONDS MAX.
STORAGE TEMPERATURE: -40°C TO 63°C
OPERATING TEMPERATURE: 0°C TO 63°C

AT EXTREME ENDS OF THE OPERATING TEMPERATURE THE SENSITIVITY WILL NOT VARY MORE THAN ±3 dB FROM ROOM TEMPERATURE

Revision	C.O. #	Implementation Date	RELEASE LEVEL	REVISION
I	CI0114347	2-22-13	Active	I
H	CI0113824	7-09-12		
G	CI0109855	5-18-09		

KNOWLES ELECTRONICS
ITASCA, ILLINOIS U.S.A.

WHEN TEST LIMITS ARE USED TO ESTABLISH INCOMING INSPECTION ACCEPTANCE/REJECTION CRITERIA, CORRELATION OF TEST EQUIPMENT WITH KNOWLES IS ALSO REQUIRED FOR ELIMINATION OF EQUIPMENT AND TEST METHOD VARIATION

TITLE: **MINI SIRENS** SR6438NWS-000
PERFORMANCE SPECIFICATION SHT 2.1

DR. BY	DATE
MMM	7-5-07
CK. BY	DATE
GJP	7-12-07
APP. BY	DATE
GJP	7-12-07