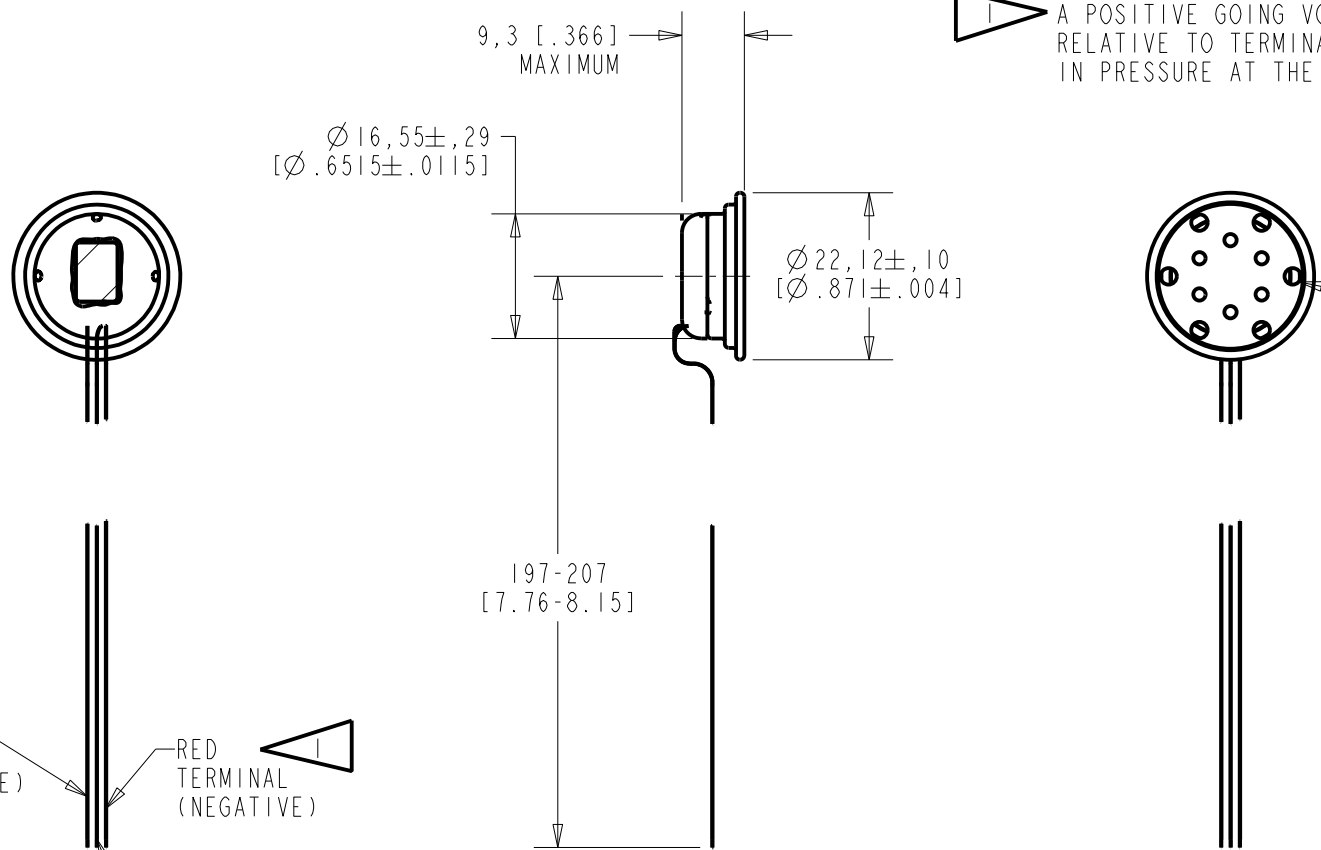


**MR-23333-000**  
SHT 1.1

NOTES:

▲ 1 A POSITIVE GOING VOLTAGE AT TERMINAL 3, RELATIVE TO TERMINAL 1, CAUSES A DECREASE IN PRESSURE AT THE SOUND OUTLET.



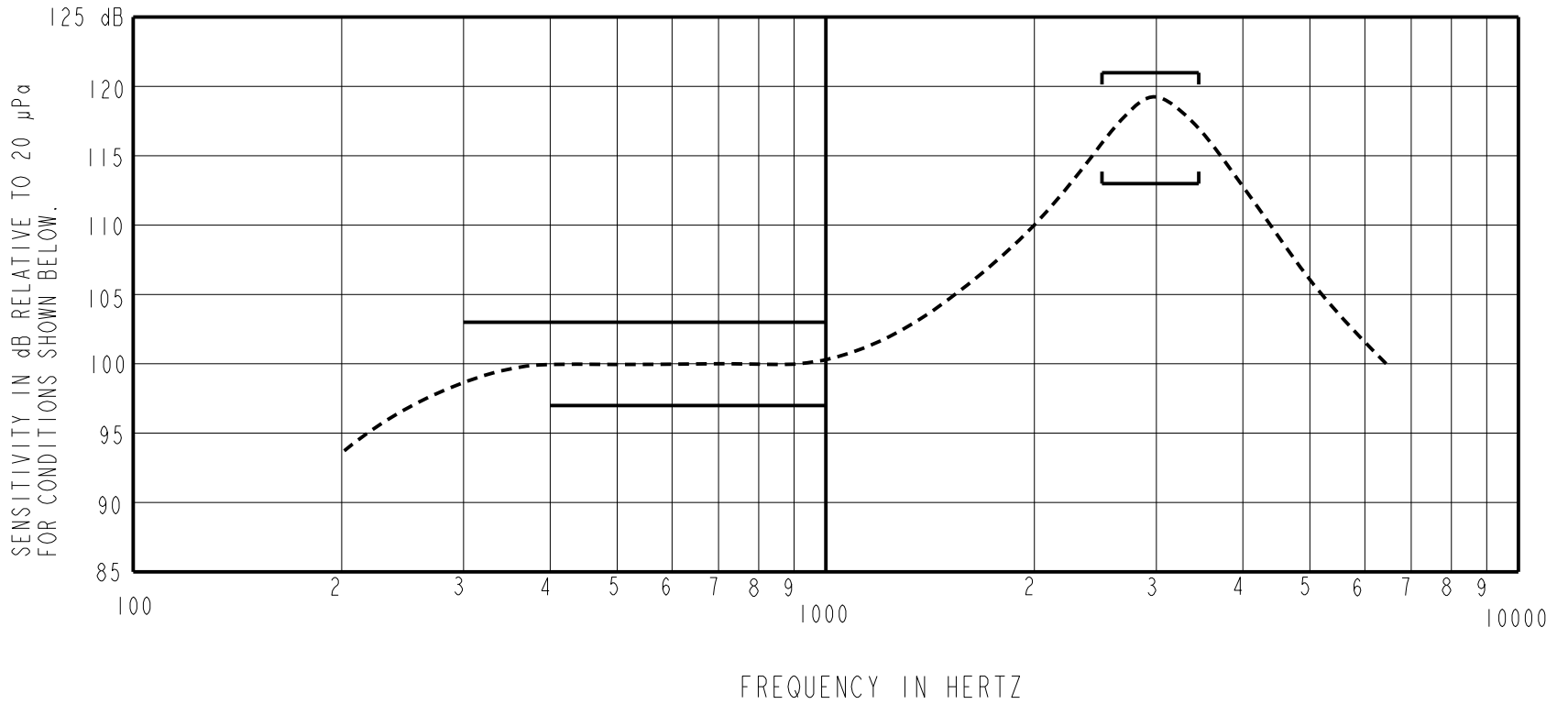

BLACK TERMINAL (POSITIVE)  
RED TERMINAL (NEGATIVE)  
WHITE CENTER TAP TERMINAL

NOMINAL WEIGHT  
3.6 GRAM

DIMENSIONS IN MILLIMETERS [INCHES]

Revision	C.O. #	Implementation Date	RELEASE LEVEL	REVISION
D	MI0103915	11-30-10	Active	D
SCALE: 1:1			DR. BY DATE	
DO NOT SCALE DRAWING			AB 8-1-06	
TITLE: WATERPROOF SPEAKER MR-23333-000			CK. BY DATE	
OUTLINE DRAWING			GJP 8-2-06	
SHT 1.1			APP. BY DATE	
			GJP 8-2-06	

**KNOWLES ELECTRONICS**  
ITASCA, ILLINOIS U.S.A.



NOTES:

- MEASUREMENTS MADE WITH UNIT UNDER TEST, SEALED TO AN IEC 318 COUPLER (BRUEL & KJAER PART NO.4153) AFTER A MINIMUM OF 10 MINUTES AT 20M IMMERSION IN WATER AND 43 PSI (GAGE) OR WATER APPLIED TO FACE OF SPEAKER.
- ELECTRICAL SIGNAL (SEE #4 BELOW)

3. SENSITIVITY

FREQUENCY	MIN.	MAX.
300	---	103.0
400	97.0	103.0
1000	97.0	103.0

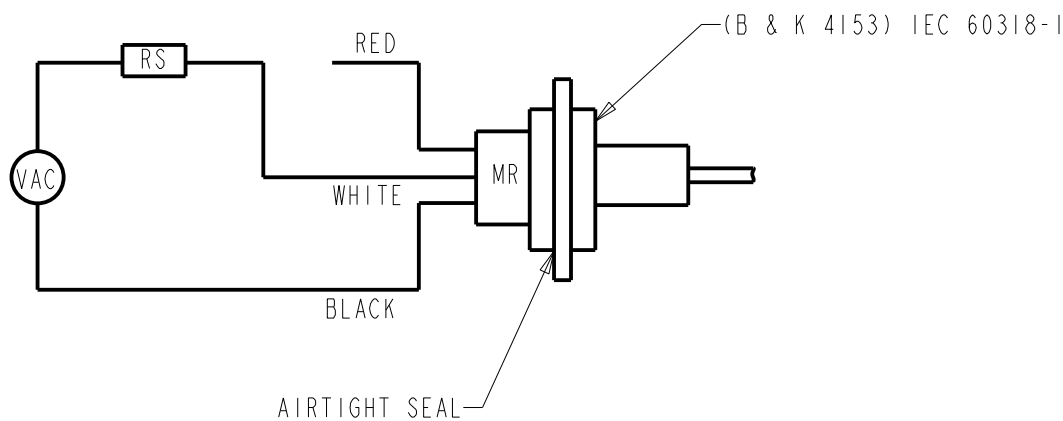
PEAK TO BE WITHIN BOX DEFINED

2500	113.0	121.0
3500	113.0	121.0

4. INDIVIDUAL SPECIFICATIONS.

STD DRIVE		DISTORTION		1 KHZ IMP (± 15%)	D.C. RES @ 23°C (+ 10%)	MAX DRIVE	
VAC RMS	RS OHMS	MAX %	FREQ. Hz			VAC RMS	RS OHMS
0.20	21	5	300	21	10	1.3	60

5. TEST CONDITIONS.



Revision	C.O. #	Implementation Date	RELEASE LEVEL	REVISION
			Active	D
D	MI0103915	11-30-10		

WHEN TEST LIMITS ARE USED TO ESTABLISH INCOMING INSPECTION ACCEPTANCE/REJECTION CRITERIA, CORRELATION OF TEST EQUIPMENT WITH KNOWLES IS ALSO REQUIRED FOR ELIMINATION OF EQUIPMENT AND TEST METHOD VARIATION		DR. BY	DATE
		AB	8-1-06
		CK. BY	DATE
		GJP	8-2-06
		APP. BY	DATE
		GJP	8-2-06

TITLE: <b>WATERPROOF SPEAKER</b>	<b>MR-23333-000</b>
PERFORMANCE SPECIFICATION	SHT 2.1

**KNOWLES ELECTRONICS**  
ITASCA, ILLINOIS U.S.A.