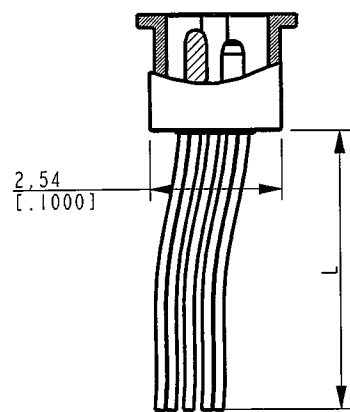
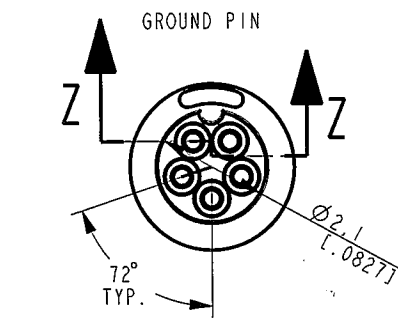


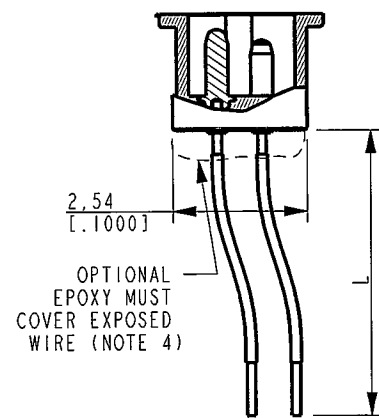
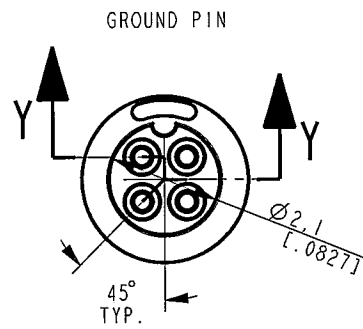
- NOTES:
1. ANY HOUSING MAY BE ASSEMBLED WITH RIGID PINS OR FLEXIBLE INSULATED OR UNINSULATED WIRES.
 2. SEE SHEET 2 FOR HOUSING OPTIONS.
 3. GROUND PIN IS 0.20mm LONGER THAN OTHER PINS.
 4. EPOXY IS OPTIONAL FOR ASSEMBLIES WITH FLEXIBLE WIRES.
 5. NO DAMAGE OR GOUGING ALLOWED ON PINS AFTER INSERTION INTO HOUSING. MAX. FLATNESS ON TOP OF PIN IS \varnothing 0.21mm

5-PIN CONFIGURATION
(SHOWN WITH FLEXIBLE UNINSULATED LEADS)



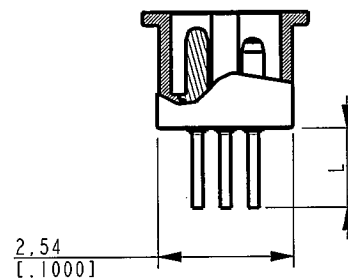
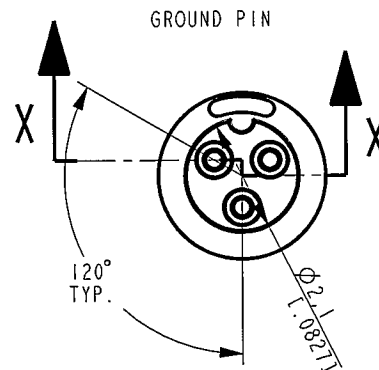
SECTION Z-Z

4-PIN CONFIGURATION
(SHOWN WITH FLEXIBLE INSULATED LEADS)



SECTION Y-Y

3-PIN CONFIGURATION
(SHOWN WITH RIGID LEADS)



SECTION X-X

MECHANICAL DATA		
1.1	INSERTION FORCE (SOCKET/PLUG):	
1.1.1	SOCKET (3 TERMINALS)	>2.5 N (0.6 lb.)
1.1.2	SOCKET (4 TERMINALS)	>3.0 N (0.7 lb.)
1.1.3	SOCKET (5 TERMINALS)	>4.0 N (0.9 lb.)
1.2	EXTRACTION FORCE (SOCKET/PLUG):	
1.2.1	SOCKET (3 TERMINALS)	<5.5 N (1.2 lb.)
1.2.2	SOCKET (4 TERMINALS)	<8.0 N (1.8 lb.)
1.2.3	SOCKET (5 TERMINALS)	<8.0 N (1.8 lb.)
ELECTRICAL DATA		
2.1	CONTACT RESISTANCE	<150 mΩ
2.2	CONTACT RESISTANCE STABILITY (PULLING WITH 100g IN ALL DIRECTIONS)	<150 mΩ
2.3	INSULATION RESISTANCE	>1 MΩ
2.4	CURRENT (CONTINUOUS)	=500 mA MAX.
ENVIRONMENTAL DATA		
3.1	SOLDERING TEMPERATURE/TIME	400°C (750°F) FOR 1 SECOND
3.2	SOLDERING DISTANCE FROM HOUSING	0.5mm (0.02in.) NO MECHANICAL STRESS TO BE APPLIED TO COMPONENT DURING SOLDERING
3.3	BENDING OF TERMINALS:	
3.3.1	RIGID TERMINALS	>2 TIMES 45°
3.3.2	FLEXIBLE TERMINALS	>5 TIMES 90°
3.4	PULL STRENGTH OF PINS (INITIAL)	>7N
3.5	PULL STRENGTH OF FLEXIBLE LEADS	>2N
3.6	RECOMMENDED GLUE	CYANOACRYLATE (NON-BLOOMING).
3.7	RECOMMENDED CLEANING	AQUA WASH (ALPHA 2110) BENZINE AMMONIA, 10% SOLUTION WITH DEMINERALIZED WATER, ULTRASONIC CLEANING MUST BE AVOIDED.
MATERIAL DATA		
4.1	HOUSING	THERMOPLASTIC
4.2	CONTACT PIN	GOLD-PLATED
4.3	FLEXIBLE LEADS (UNINSULATED)	SOLID SILVER
4.4	FLEXIBLE LEADS (INSULATED)	SILVER-PLATED COPPER
4.5	ALL MATERIALS	COMPLIANCE WITH EU DIRECTIVE 2002/95/EC (RoHS)

LEAD TYPE	LENGTH L
RIGID	0,50, 0,80, 1,00, 1,50 mm
FLEXIBLE (INSULATED)	5, 10, 15, 20, 25, 30, 40 mm
FLEXIBLE (UNINSULATED)	5, 10, 15, 20 mm

RED CONTROLLED

SCALE: 10:1		MATERIAL:	
FUNDAMENTAL TOLERANCE: ± 0,05 [0.0019]		HEAT TREATMENT:	
ANGLE TOLERANCE: ± 2°		FINISH:	
MISMATCH TOLERANCE: ± 0,05 [0.0019]		TITLE:	
C	C10104073	03/28/06	BCS
B	C10103278	10/18/05	BCS
A	C10101522	10/08/04	ALP
REV.	CHANGE #	DATE	NAME
<p>PROPRIETARY NOTE: THIS DOCUMENT CONTAINS INFORMATION WHICH IS THE PROPRIETARY PROPERTY OF KNOWLES ELECTRONICS, LLC. OR ITS AFFILIATED ENTITIES. IT IS ISSUED IN STRICT CONFIDENCE AND SHALL NOT BE REPRODUCED, COPIED, USED, OR DISCLOSED TO ANY THIRD PARTY PARTIALLY OR WHOLLY IN ANY MANNER WITHOUT PRIOR WRITTEN PERMISSION OF, AND MUST BE RETURNED UPON REQUEST BY, KNOWLES ELECTRONICS, LLC.</p>			
		RELEASED LEVEL: 1	RELEASED
		DRAWING NUMBER:	0009-400
		REVISION:	C
		SHEETS:	1 of 2



RED CONTROLLED

SCALE: 8:1		⊕		MATERIAL:	
FUNDAMENTAL TOLERANCE: ± 0.05 [0.0019]		ANGLE TOLERANCE: ± 2°		HEAT TREATMENT:	
MISMATCH TOLERANCE: ± 0.05 [0.0019]		TITLE: CONNECTOR SOCKET SPECIFICATION		FINISH:	
C	C10104073	03/28/06	BCS	DATE	NAME
B	C10103278	10/20/05	BCS	DESIGNED	4/14/97
A	C10101522	10/08/04	ALP	CHECKED	03/28/06
REV.	CHANGE #	DATE	NAME	RELEASED	03/28/06
<small>PROPRIETARY NOTE: THIS DOCUMENT CONTAINS INFORMATION WHICH IS THE PROPRIETARY PROPERTY OF KNOWLES ELECTRONICS, LLC. OR ITS AFFILIATED ENTITIES. IT IS ISSUED IN STRICT CONFIDENCE AND SHALL NOT BE REPRODUCED, COPIED, USED, OR DISCLOSED TO ANY THIRD PARTY PARTIALLY OR WHOLLY IN ANY MANNER WITHOUT PRIOR WRITTEN PERMISSION OF, AND MUST BE RETURNED UPON REQUEST BY, KNOWLES ELECTRONICS, LLC.</small>				deltak	
RELEASED LEVEL:		RELEASED		REVISION: C	
DRAWING NUMBER:		0009-400		SHEETS: 2 of 2	