

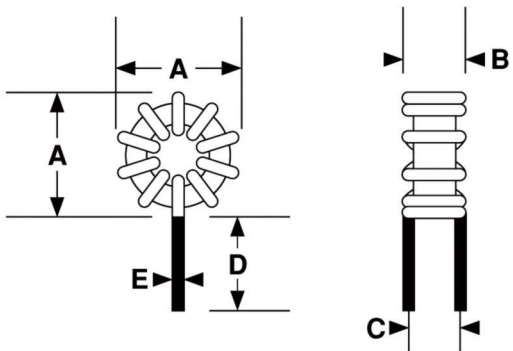
**SERIES**

**HTPT66R  
HTPT66**

ROHS  
Compliant  
Traditional  
First Quality

**High Temperature Power Toroids**

DASH NUMBER\*  
INDUCTANCE (μH)  
±10% @ 1 kHz  
DC RESISTANCE  
MAXIMUM (OHMS)  
CURRENT RATING  
MAXIMUM (A DC)  
INCREMENTAL  
CURRENT (A DC)  
NOMINAL (INCHES)  
DIMENSION E



SERIES HTPT66 IRON CORE					
-391K	0.390	0.0020	18.3	26.6	0.053
-122K	1.20	0.0029	15.3	14.8	0.053
-152K	1.50	0.0036	13.7	13.3	0.053
-472K	4.70	0.0086	8.8	7.4	0.042
-103K	10.0	0.019	5.9	5.1	0.034
-153K	15.0	0.030	4.6	4.3	0.031
-223K	22.0	0.036	4.0	4.0	0.031
-393K	39.0	0.073	2.8	3.0	0.025
-683K	68.0	0.122	2.1	2.3	0.022
-104K	100	0.145	1.9	1.8	0.022

\*Complete part # must include series # PLUS the dash #  
For surface finish information, refer to [www.delevanfinishes.com](http://www.delevanfinishes.com)



Actual Size (Max.)

**Physical Parameters**

	Inches	Millimeters
A	0.660 Max.	16.76 Max.
B	0.360 Max.	9.14 Max.
C	0.280 (Ref. only)	7.11 (Ref. only)
D	1.00 Min.	25.4 Min.
E	See Characteristics Table	

**Operating Temperature Range**

-55°C to +200°C  
-55°C to +160°C @ full rated current. All Materials are rated to +200°C.

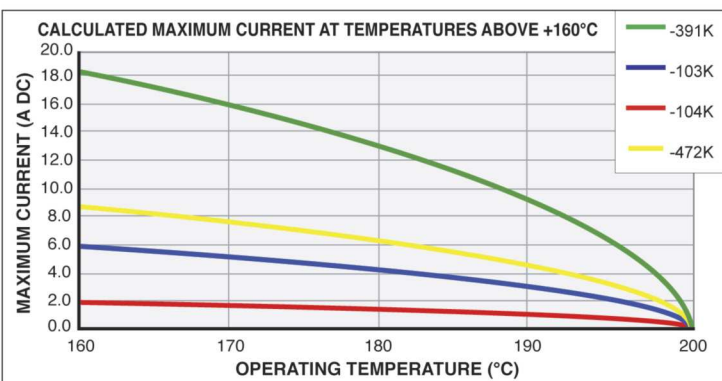
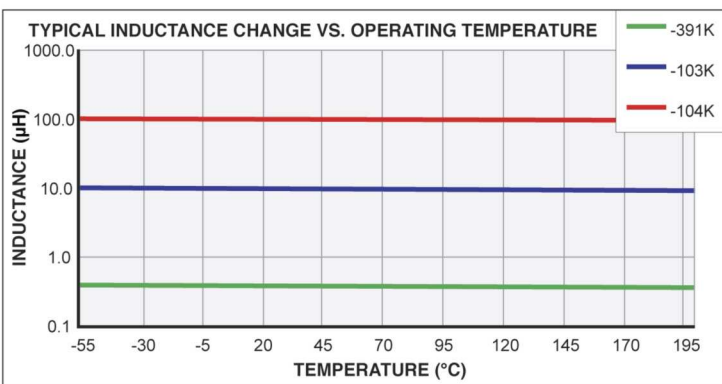
**Current Rating at 160°C Ambient 40°C Rise**

**Inductance** Measured @ 25mA AC with no DC current. Inductance at +200°C is typically 5.5% lower than inductance measured at +25°C.

**Incremental Current** The current at which the inductance will be decreased by a maximum of 10% from its initial 0 DC value. At elevated temperatures incremental current is unaffected.

**Packaging** Bulk only

Contact the Factory for additional sizes, mounting, and electrical configurations.



Charts are for reference only. Operation should be verified under actual operating conditions to avoid component operation above +200°C.

