MOUNTING INSTRUCTION:
USE 2-56 MACHINE SCREWS OR EYELETS 0.089" OD BY 0.15" FLANGE STIMPSON GS-3 SERIES OR EQUIVALENT. ALSO ADHESIVES AND DOUBLE SIDED TAPES WORK WELL.

Date	SYM	REVISION RECORD	AUTH	DR.	CK.
4/22/06	A	ADDED "ROHS COMPLIANT"	T.B.	B.S.	
10/28/06	B	Added mounting instruction. Ø2.36 was 2.18. Ø4.57 was 4.70	T.B.	B.S.	

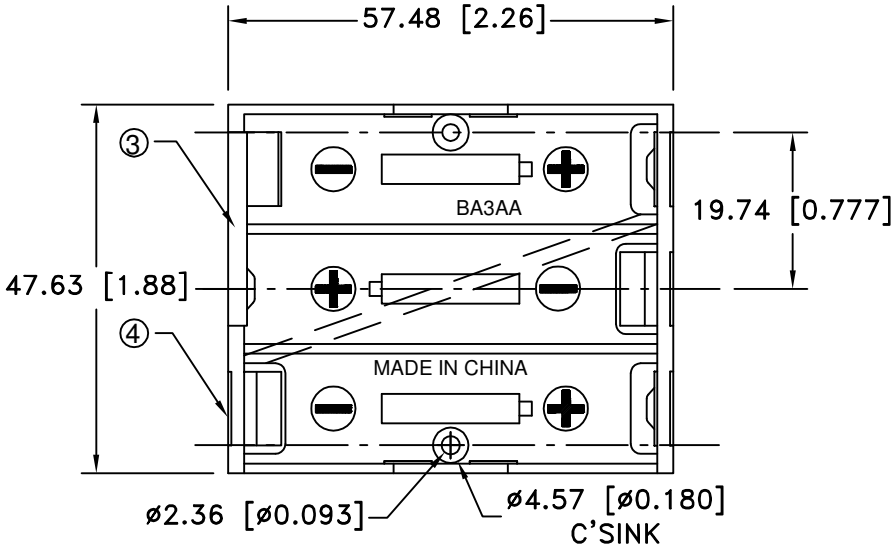

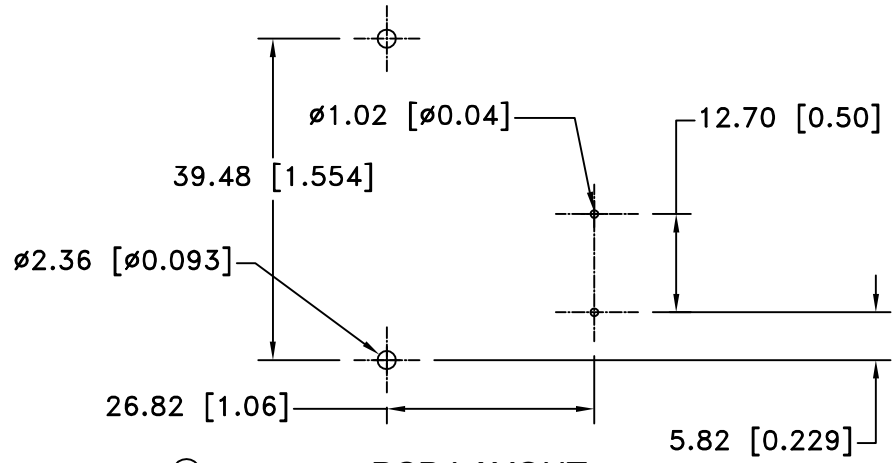

PCB LAYOUT

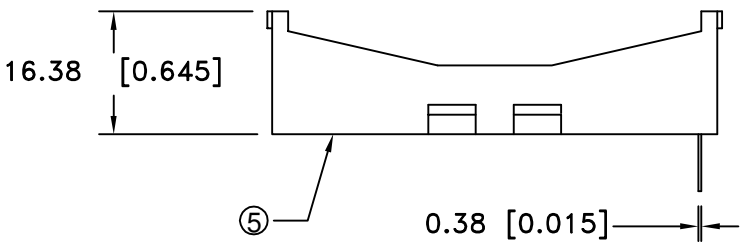

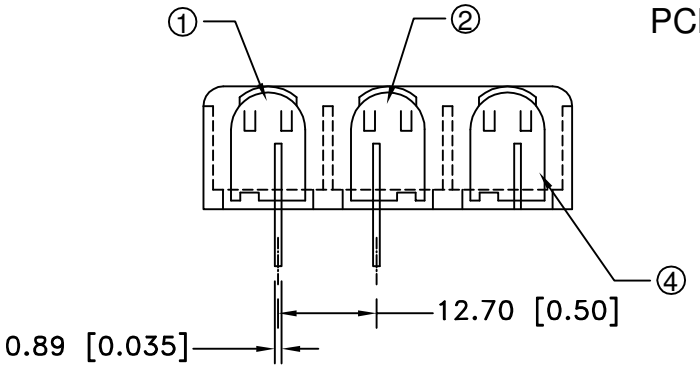

ROHS COMPLIANT

ITEM NO.	PART NO.	MATL. SPECIFICATION	QTY.
1	ABG-194	POSITIVE CONTACT, 302 STAINLESS STEEL, NICKLE PLTD.	2
2	ABG-195	NEGATIVE CONTACT, 302 STAINLESS STEEL, NICKLE PLTD.	1
3	ABG-196-1	RIGHT NEG./POS. CONTACT, 302 STAINLESS STEEL, NICKLE PLTD.	1
4	ABG-201	ASSY. NEG./POS. CONTACT, 302 STAINLESS STEEL, NICKLE PLTD.	1
5	ABG-198	BLACK POLYPROPYLENE HOLDER, UL94-HB	1

SPECIFICATION:
1. HOUSING : BLACK POLYPROPYLENE, PP-1040
   FLAMMABILITY RATING -UL94-HB, UL FILE NO. E216959
   TEMPERATURE RANGE: -10℃ to +100℃
   CONTACT RESISTANCE: UNDER 50mΩ FOR +/- CONTACTS, PER EIA-540 I000

Tolerance (Except as noted)	Memory Protection Devices, Inc 200 Broad Hollow Road, Farmingdale, New York 11735		
decimal ±.5 (.020)		Scale	Drawn By B.S. Approved By T.B.
Fractional ± .8 (.030)	Title THREE "AA" CELL SPRINGLESS HOLDER		
Angular ± 3°	Date 10/28/06	Drawing Number BA3AAPC	