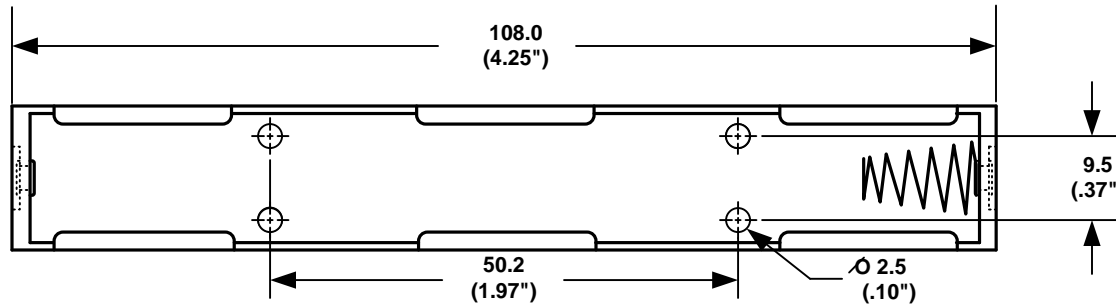
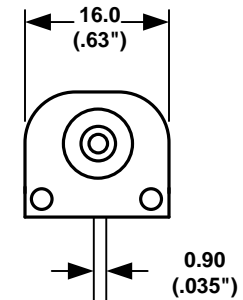
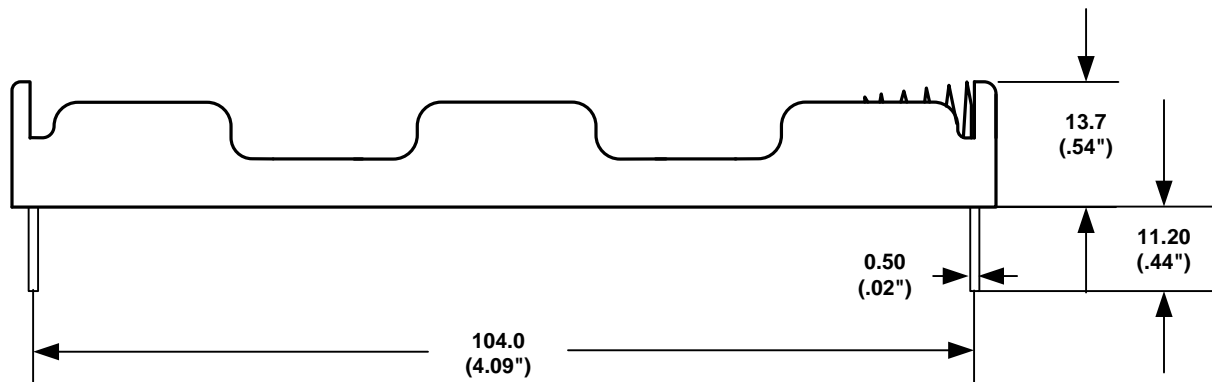


DATE	SYM	REVISION RECORD	AUTH	DR.	CK.
7/08/06	A	ADDED "ROHS COMPLIANT" UPDATED MATERIAL NOTE	T.B.	B.S.	
3/24/07	B	DIM. 107.8 WAS 107.9 DIM. 9.5 WAS 8.89 DIM. 50.2 WAS 49.5	T.B.	B.S.	
12/21/12	C	DIM. 16.00 WAS 16.20 DIM. 104.0 WAS 102.0 DIM. 11.20 WAS 11.18	T.B.	B.S.	
2/22/13	D	UPDATED TO ROHS 2 COMPLIANT	T.B.	B.S.	



**ORDERING CODE BC12AA**


**SOLDER LUGS = L**  
**(6") WIRE LEADS = W**  
**9 VOLT TYPE SNAPS =SF**  
**PC PINS =PC**



**Note: Dimensions in mm. ( inches )**

**SPECIFICATIONS :**

Plastic material - polypropylene, PP-1040  
 Flammability rating-UL94 HB, UL file no. E216959  
 Temperature Range: -10°C to +100°C  
 Springs - nickel plated steel spring  
 Rivets - Brass, nickel plated  
 P.C. Pins - Brass, nickel plated  
 Contact resistance: Under 50mΩ for +/- contacts per EIA-540J000  
 ROHS 2 COMPLAINT

TOLERANCES (EXCEPT AS NOTED)	 <b>Memory Protection Devices, Inc.</b> 200 Broad Hollow Road, Farmingdale, New York 11735		
DECIMAL + .5 (.020") - .5 (.020")	SCALE NONE	DRAWN BY B.S.	
FRACTIONAL + .8 (.030") - .8 (.030")	TITLE <b>TWO "AA" CELL HOLDER</b>		
ANGULAR + 3° - 3°	DATE 2/22/2013	DRAWING NUMBER <b>BC12AAPC</b>	
		APPROVED BY T.B.	