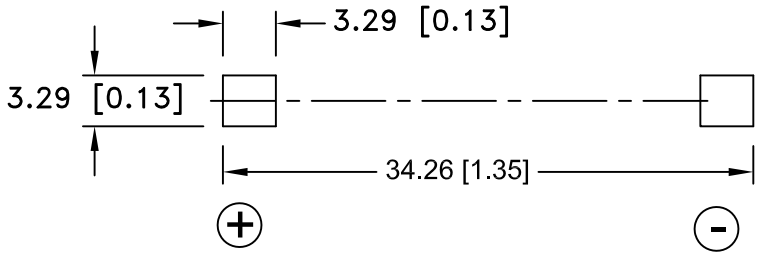
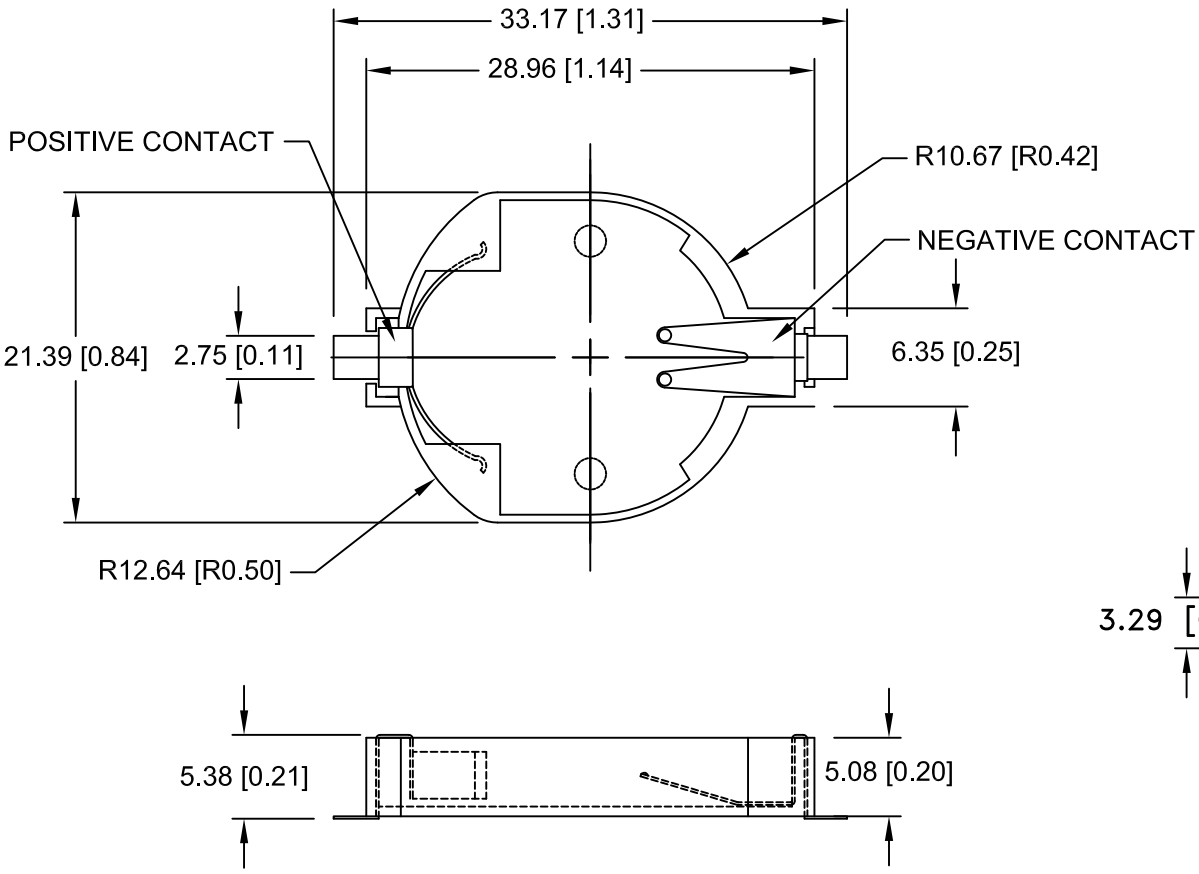



Date	SYM	REVISION RECORD	AUTH	DR.	CK.
9/24/10	A	ADDED RESULT OF DROP TEST	T.B.	B.S.	
10/22/10	B	DIM. 21.39 WAS 21.34 ADDED DIM. 5.38	T.B.	B.S.	
10/29/10	C	MATERIAL COLOR WAS OFF WHITE	T.B.	B.S.	
05/24/13	D	UPDATED SPECIFICATION FOR SHOCK TEST UPDATED TO ROHS 2 COMPLIANT	T.B.	B.S.	



SPECIFICATIONS:

- * Holder material- PA 46, Black, UL94V-0
Temperature range: -40°C to +180°C,
- * Contacts : Stainless Steel 301, spring temper, Nickel Plated,
- * Vibration test: 10-50-10 hz swept in 60 seconds
x,y,z direction: 1 hour each direction
- * Result: no dislodgement of the cell or damage
no discontinuity over 10 micro-seconds
- * Shock test: half sine wave acceleration 150g.
6 ms 3 shock pulses each direction per axis,
total of 18 pulses
- * Result: no evidence of physical damage
- * Drop Test: Mounted on board and dropped 5 times from 1m high to
concrete floor
- * Result: No dislodgement of the cell, No damage to the holders

* ROHS 2 COMPLIANT

Tolerance (Except as noted)	 Memory Protection Devices, Inc 200 Broad Hollow Road, Farmingdale, New York 11735	Scale	Drawn By B.S.
		Approved By T.B.	
decimal ±.5 (.020)	Title CR2032 BATTERY HOLDER, SURFACE MOUNT		
Fractional ± .8 (.030)	Date 05/24/13	Drawing Number BC2032-F1	
Angular ± 3°			