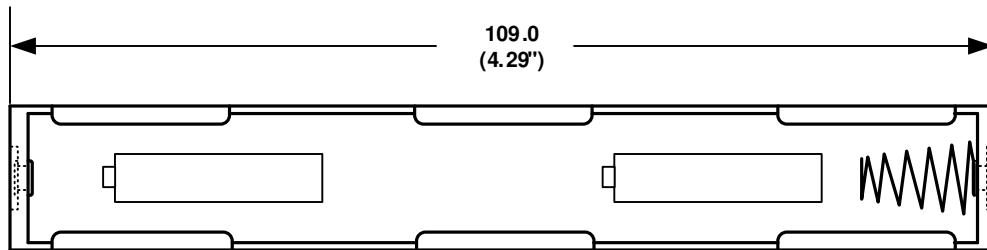
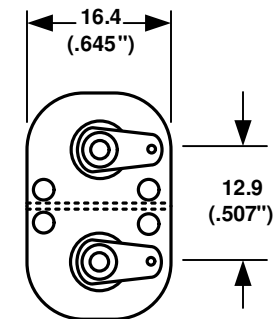
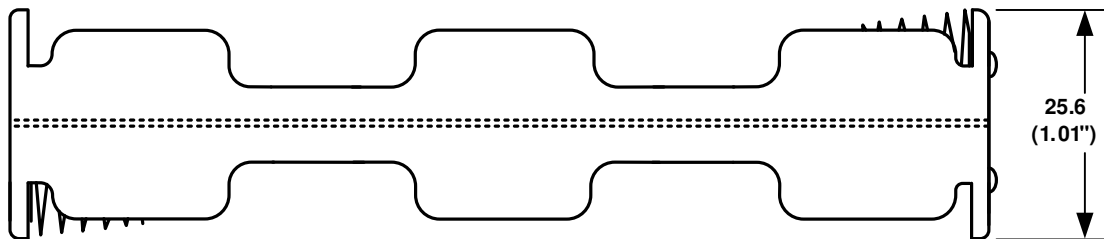


DATE	SYM	REVISION RECORD	AUTH	DR.	CK.
11/12/05	A	ADDED "ROHS COMPLIANT"	T.B.	B.S.	
3/11/06	B	UPDATED MATERIAL SPEC.	T.B.	B.S.	
5/06/06	C	ADDED CONTACT RESI. INFO.	T.B.	B.S.	
1/12/08	D	RANGE WAS "RANGEE"	T.B.	B.S.	



ORDERING CODE BH14AA

SOLDER LUGS = L
(6") WIRE LEADS = W
9 VOLT TYPE SNAPS =SF




SOLDER LUGS SHOWN ABOVE

SPECIFICATIONS :

Plastic material - polypropylene
 Flammability Rating-UL94 HB, UL File No. E216959
 Temperature Range: -10°C to +100°C
 Springs - nickel plated spring steel
 Wire - 152.4 mm Long 26 AWG, UL1007, CSA - TR-64, 300V, 80° C.
 Rivets - Brass, nickel plated
 9 Volts Snaps - Brass, nickel plated
 Contact Resistance: Under 50mΩ for +/- contacts per EIA-540J000
 ROHS COMPLIANT

Note: Dimensions in mm. (inches)

TOLERANCES (EXCEPT AS NOTED)		 Memory Protection Devices, Inc. 200 Broad Hollow Road, Farmingdale, New York 11735	
DECIMAL		SCALE	DRAWN BY S.C.
+ .5 (.020")		NONE	APPROVED BY
FRACTIONAL	TITLE	FOUR "AA" CELL HOLDER	
+ .8 (.030")			
ANGULAR	DATE	DRAWING NUMBER	
+ 3°	1/12/2008	BH14AAL	