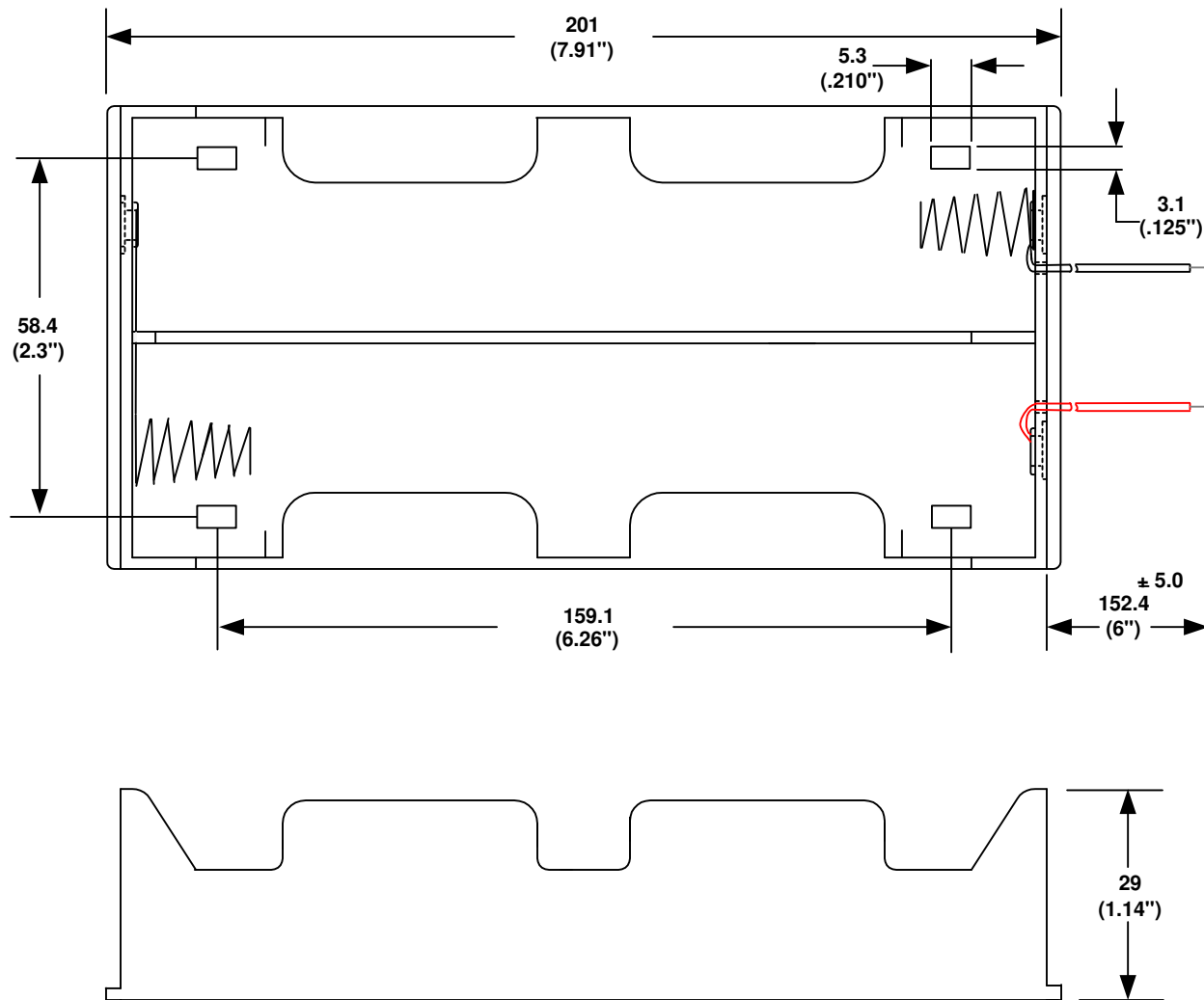
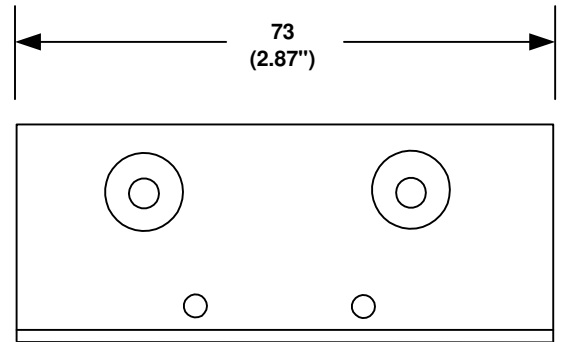


DATE	SYM	REVISION RECORD	AUTH	DR.	CK.
4/22/06	A	ADDED "ROHS COMPLIANT" UPDATED MATERIAL NOTE	T.B.	B.S.	



**ORDERING CODE BH26D**

<b>SOLDER LUGS</b>	= L
<b>( 6" ) WIRE LEADS</b>	= W
<b>9VOLT TYPE SNAPS</b>	= SF




(6" ) WIRE LEADS SHOWN ABOVE

**SPECIFICATIONS:**

Plastic material - polypropylene, PP-1040  
 Flammability rating-UL94 HB, UL file no. E216959  
 Temperature Range: -10°C to +100°C  
 Springs - nickel plated spring steel Wire - 152.4 mm Long 26 AWG, UL1007, CSA - TR-64, 300V, 80°C.  
 Rivets - Brass, nickel plated  
 9 Volts Snaps - Brass, nickel plated  
 Contact resistance: Under 50m Ω for +/- contacts per EIA-540J000  
 ROHS COMPLAINT

**Note:** Dimensions in mm. ( inches )

TOLERANCES (EXCEPT AS NOTED)	 <b>Memory Protection Devices, Inc.</b> 200 Broad Hollow Road, Farmingdale, New York 11735		
DECIMAL		SCALE	DRAWN BY S.C.
+ .5 (.020") - .5 (.020")		-----	APPROVED BY
FRACTIONAL	TITLE		
+ .8 (.030") - .8 (.030")	SIX "D" CELL HOLDER		
ANGULAR	DATE	DRAWING NUMBER	
+ 3° - 3°	4/22/2006	BH26DW	