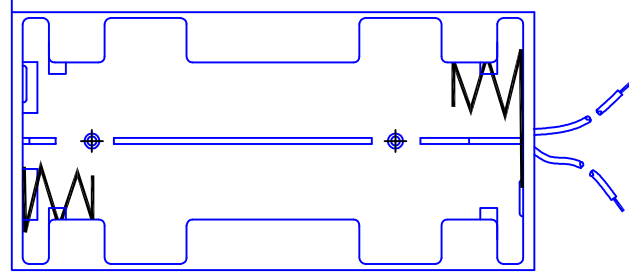
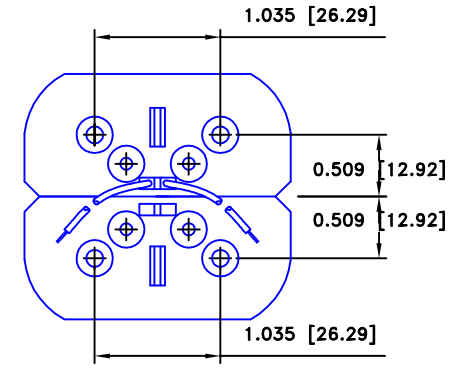
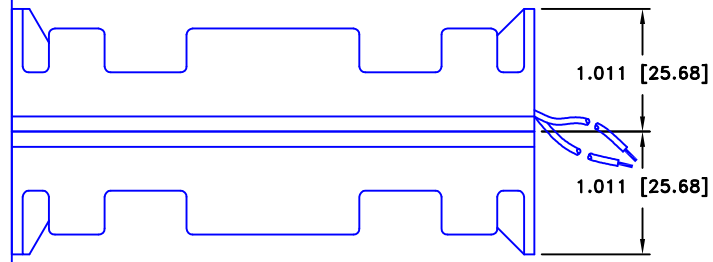
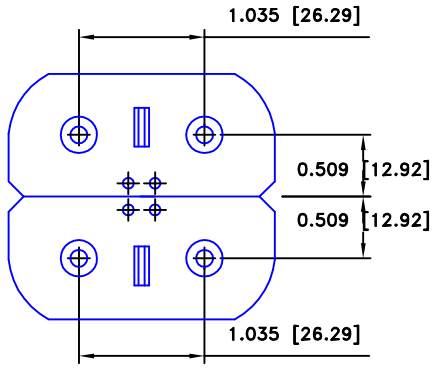
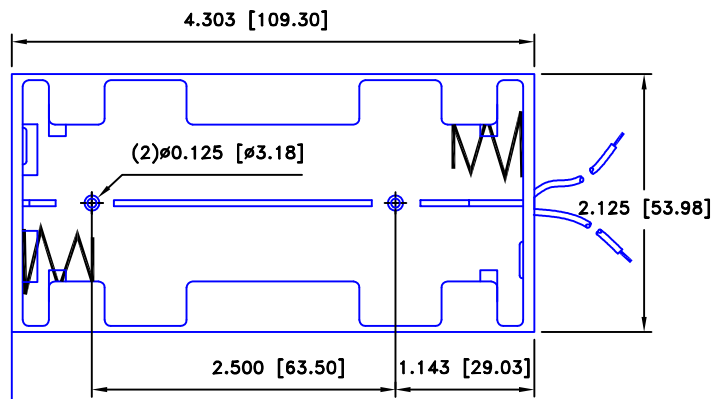


| Date | SYM | REVISION RECORD | AUTH | DR. | CK. |
|---------|-----|---------------------------|------|------|-----|
| 2/25/06 | A | ADDED "ROHS COMPLIANT" | T.B. | B.S. | |
| 3/04/06 | B | UPDATED MATERIAL SPEC. | T.B. | B.S. | |
| 4/29/06 | C | ADDED CONTACT RESI. INFO. | T.B. | B.S. | |



Wire Leads shown

ORDERING CODE BH28C

SPECIFICATIONS

Plastic material - Polypropylene, PP-1040
 Flammability Rating -UL94-HB, UL File NO. E216959
 Temperature Range: -10°C to +100°C
 Springs - Nickel Plated Spring Steel
 Wire - 26 AWG, UL1007, CSA
 Rivets - Brass, Nickel Plated
 9Volt Snaps - Brass, Nickel Plated
 Contact Resistance: Under 50mΩ for +/- contacts per EIA-540J000
 ROHS COMPLIANT

- L- Solder Lugs
- W-(6") Wire Leads
- SF-9Volt type snaps
- B- Bump plates

| | | | |
|--------------------------------|-----------------------|--------------------------|--|
| Tolerance (Except as noted) | decimal ±.5 (.020) | Scale 1=1 | Memory Protection Devices, Inc |
| | | | 200 Broad Hollow Road, Farmingdale, New York 11735 |
| Fractional ± .8 (.030) | Angular ± 3° | Date 4/29/06 | Drawn By T.S. |
| | | | Approved By T.B. |
| Title EIGHT "C" CELL HOLDER | | Drawing Number BH28CW | |