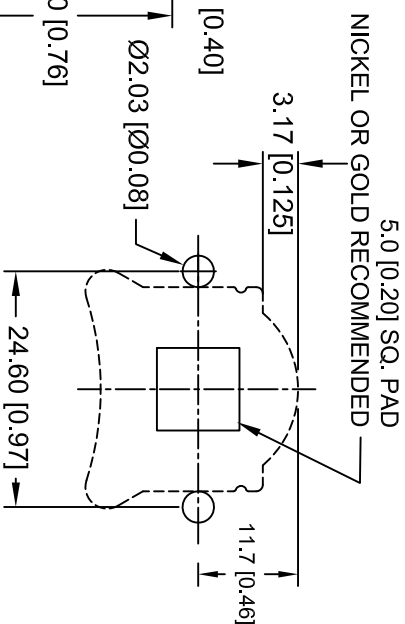
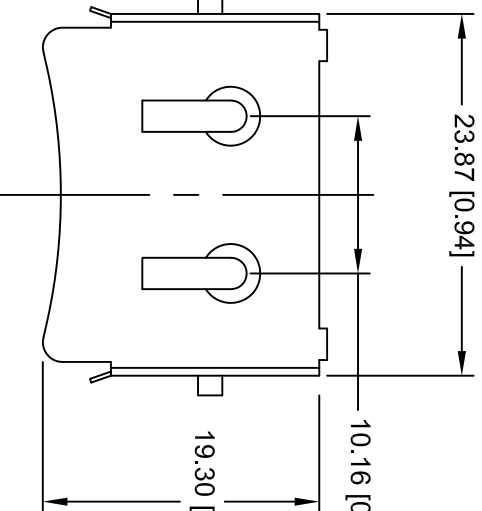
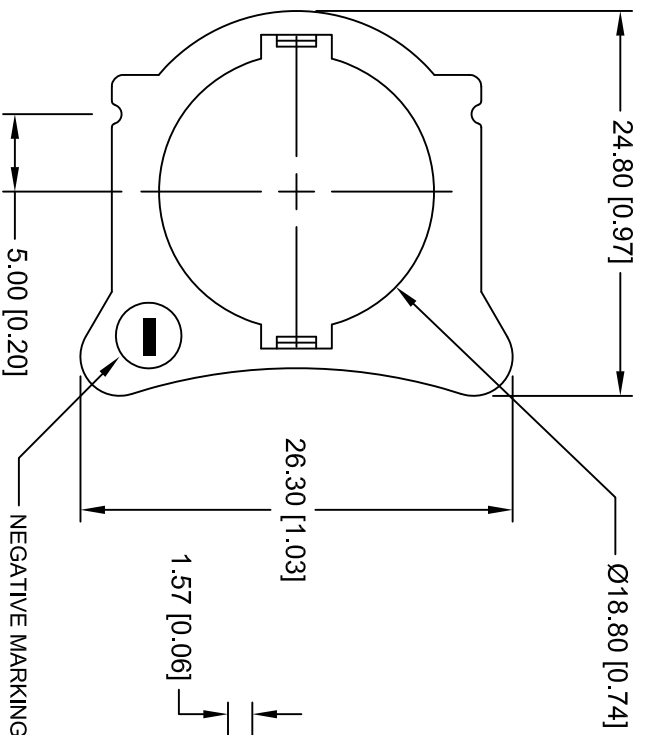
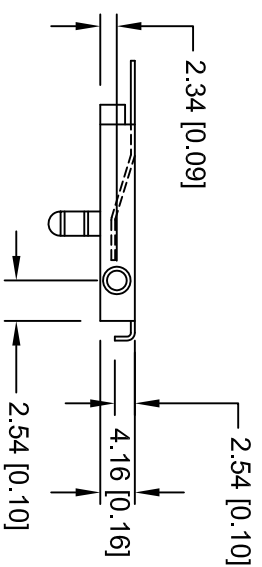
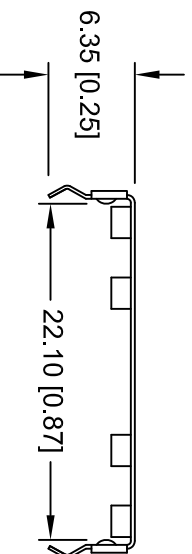
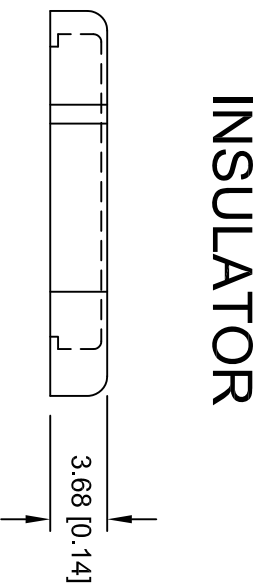


Date	SYM	REVISION RECORD	AUTH	DR. CK.
03/09/12	D	Added insulator outline in pcb layout	T.B.	B.S.
05/10/13	E	Dim. Ø18.80 was Ø17.78	T.B.	B.S.
12/06/13	F	Added Dim. 3.17 to PCB layout	T.B.	B.S.



PCB LAYOUT



INSULATOR

SPECIFICATIONS:

- * Holder material- Polypropylene, AV161 PP, Off White
- * UL Flammability Rating: UL 94-HB File No. E108370
- * Contacts : Phosphor Bronze C5191, Nickel Plated 80-150u thickness
- * Vibration test: 10-50-10 hz swept in 60 seconds
x,y,z direction: 1 hour each direction
- * Result: no dislodgement of the cell or damage
no discontinuity over 10 micro-seconds
- * Shock test: half sine wave acceleration 150g.
6 m/s 3 shock pulses each direction per axis,
total of 18 pulses
- * Result: no evidence of physical damage
- * ROHS 2 COMPLIANT

Tolerance (Except as noted)			
decimal ±.5 (.020)		Scale Drawn By B.S. Approved By T.B.	
Fractional ± .8 (.030)		Title CR2032 PC PINS BATTERY RETAINER WITH INSULATOR	
Angular ± 3°		Date 12/06/13	
Memory Protection Devices, Inc 200 Broad Hollow Road, Farmingdale, New York 11735		Drawing Number BHX1-2032-PC	