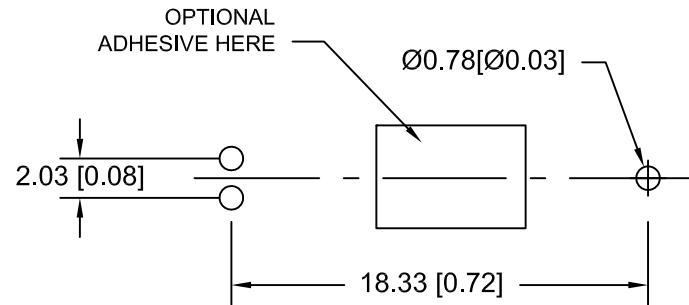
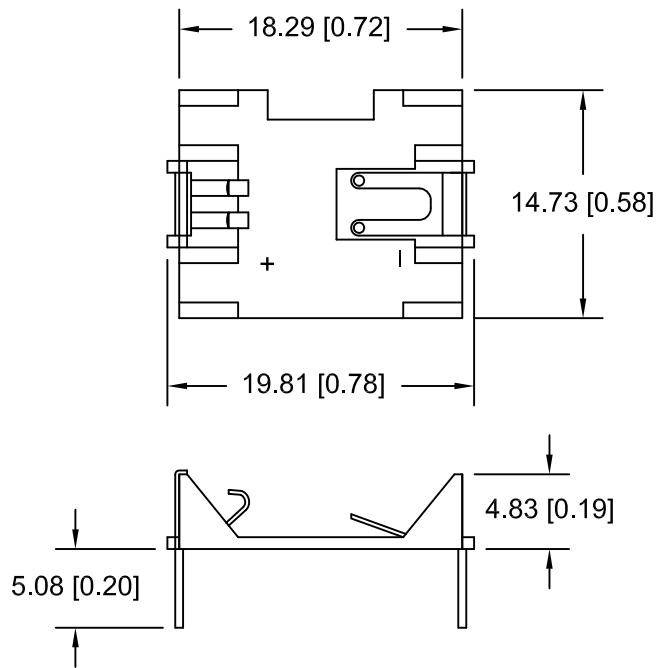



Date	SYM	REVISION RECORD	AUTH	DR.	CK.
08/10/12	A	Removed one cutout	T.B.	B.S.	



PCB LAYOUT

SPECIFICATIONS:

- * Holder material- LCP Vectra, Color white, UL File No. E174096
- * Contacts : Phosphor Bronze C5191, Gold Flash, 1u - 3u thickness
- * Temperature range: -40°C to +280°C
- * Vibration Test: 10-50-10 Hz swept in 60 seconds
 X,Y,Z direction: 1 hour each direction
- * Result: No dislodgement of the cell or damage
 No discontinuity over 10 micro-seconds
- * Shock Test: Half sine wave acceleration 150G. 6 micro-seconds
 3 shock pulses each direction per axis, total of 18 pulses
- * Result: No evidence of physical damage
- * Drop Test: 1meter - No dislodgement of cell
- * ROHS Compliant

Tolerance (Inches)	 Memory Protection Devices, Inc 200 Broad Hollow Road, Farmingdale, New York 11735		
Decimal ±.5 (.020)		Scale	Drawn By B.S.
Fractional ± .8 (.030)	Title BASE, CR1225 THROUGH HOLE BATTERY		
Angular ± 3°	Date 08/10/12	Drawing Number BHSD-1225-PC	
		Approved By T.B.	