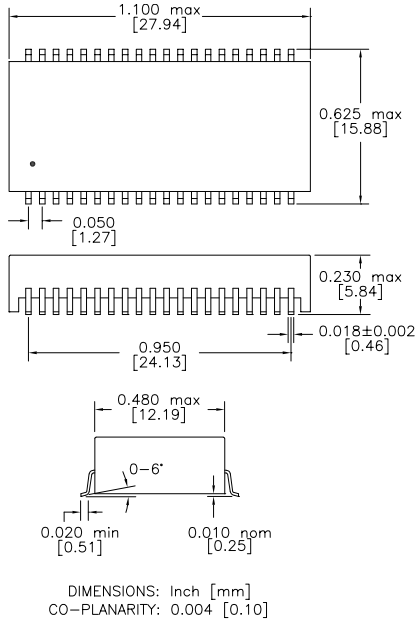


# HALO Electronics, Inc. Quad Port SMD 10/100 Isolation Modules

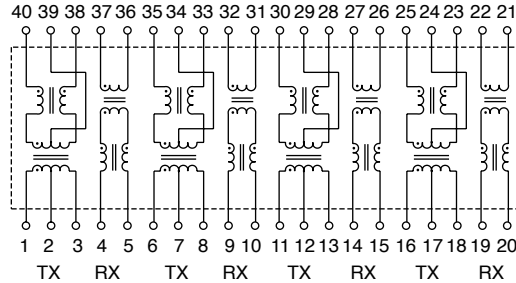
HALO Electronics has developed this standard series of "Quad Port" 10/100 Isolation Modules to specifically address the isolation, insertion loss and return loss requirements of IEEE 802.3u. Available in an easy to use, 40 pin low profile package. Isolation Modules are available for most LAN IC manufacturer's products. To select the correct Isolation Module please refer to the HALO Electronics 10/100 Selector Guide or contact your local HALO sales representative.



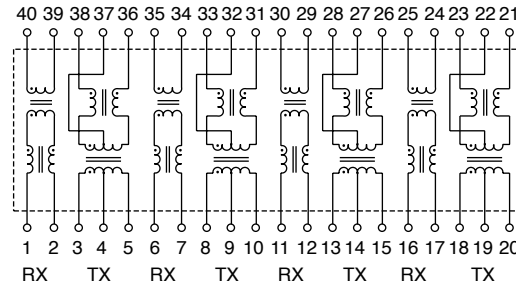
## NX Package



## Circuit A



## Circuit B



## Electrical Specifications @ 25°C

Isolation Voltage:	1,500 Vrms
OCL (100KHz, 0.1Vrms, 8mA):	350 $\mu$ H min.
DCR:	0.6 $\Omega$ Max.
Rise Time:	1.75 nS Typ.
Return Loss:	0.5-40MHz -18dB min
	60MHz -14.0dB min
	80MHz -12dB min
	100MHz -10dB min
Cross Talk (0.1-100 MHz):	-35dB min
CMR:	2MHz -60dB min
	50MHz -39dB min
	100 MHz -33dB min

## Patented Construction

US Pat Nbrs:	5,656,985	6,297,721 B1
	6,297,720 B1	6,320,489 B1
	6,344,785 B1	6,662,431 B1

Part Number	Turns ratio		Cw/w (pF typ)	LL ( $\mu$ H max)	DCR ( $\Omega$ max)	Circuit Diagram
	TX	RX				
TG110-6506NXRL	1CT:1CT	1:1	15	0.4	0.9	A
TG110-S420NXRL	2CT:1CT	1:1	15	0.4	0.9	A
TG110-S425NXRL	2CT:1CT	1:1	15	0.4	0.9	B
TG110-S437NXRL	1.25CT:1CT	1:1	15	0.4	0.9	B
TG110-S438NXRL	1.25CT:1CT	1:1	15	0.4	0.9	A
TG110-S450NXRL	1CT:1CT	1:1	15	0.4	0.9	B
TG110-S460NXRL*	2CT:1CT	1:1	15	0.4	0.9	A
TG110-S465NXRL*	2CT:1CT	1:1	15	0.4	0.9	B

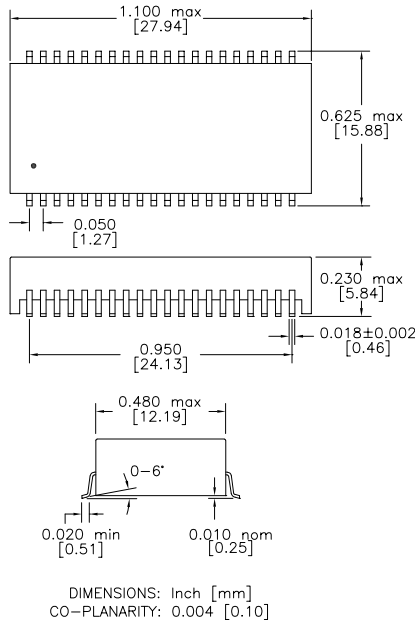
\* (Enhanced TX Return Loss)

Note: Please contact the factory for detailed data sheets.

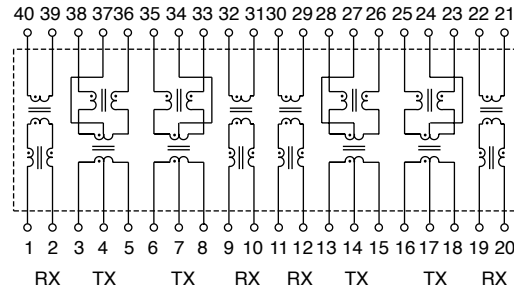
HALO Electronics has developed this standard series of "Quad Port" 10/100 Isolation Modules to specifically address the isolation, insertion loss and return loss requirements of IEEE 802.3u. Available in an easy to use, 40 pin low profile package. Isolation Modules are available for most LAN IC manufacturer's products. To select the correct Isolation Module please refer to the HALO Electronics 10/100 Selector Guide or contact your local HALO sales representative.



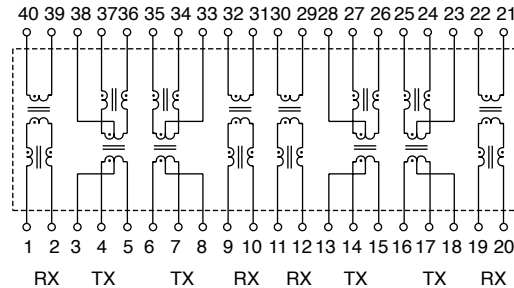
### NX Package



### Circuit A



### Circuit B



### Electrical Specifications @ 25°C

Isolation Voltage:	1,500 Vrms
OCL (100KHz, 0.1Vrms, 8mA):	350 $\mu$ H min.
DCR:	0.6 $\Omega$ Max.
Rise Time:	1.75 nS Typ.
Return Loss:	0.5-40MHz -18dB min
	60MHz -14.0dB min
	80MHz -12dB min
	100MHz -10dB min
Cross Talk (0.1-100 MHz):	-35dB min
CMR:	2MHz -60dB min
	50MHz -39dB min
	100 MHz -33dB min

### Patented Construction

US Pat Nbrs:	5,656,985	6,297,721 B1
	6,297,720 B1	6,320,489 B1
	6,344,785 B1	6,662,431 B1

Part Number	Turns ratio		Cw/w (pF typ)	LL ( $\mu$ H max)	DCR ( $\Omega$ max)	Circuit Diagram
	TX	RX				
TG110-S422NXRL	2CT:1CT	1:1	15	0.4	0.9	A
TG110-S423NXRL	2CT:1CT	1:1	15	0.4	0.9	B
TG110-S452NXRL	1CT:1CT	1:1	15	0.4	0.9	A
TG110-S453NXRL	1CT:1CT	1:1	15	0.4	0.9	B
TG110-S462NXRL*	2CT:1CT	1:1	15	0.4	0.9	A
TG110-S463NXRL*	2CT:1CT	1:1	15	0.4	0.9	B

\* (Enhanced TX Return Loss)

Note: Please contact the factory for detailed data sheets.