





# HALO 7W, 3.3Vout, Power Transformers (EP10)

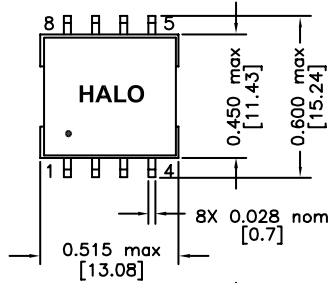
**Power Over Ethernet, DC/DC Converter**

HALO Electronics offers a broad line of power transformers designed for fly-back DC/DC converters used in Power over Ethernet (PoE) applications. These industrial temperature range transformers are UL recognized and are fully compliant to IEEE802.3af requirements for isolation and power ratings. This standard series is LEAD-free and RoHS compliant. Please contact your nearest HALO representative for custom designs.

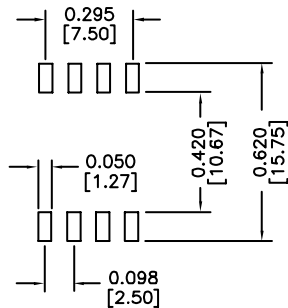


7W, 3.3Vout, Power Transformers (EP10)  
Power Over Ethernet, DC/DC Converter

## MECHANICAL DIMENSIONS



CO-PLANARITY: 0.005 [0.13]



RECOMMENDED SOLDER PAD DIMENSIONS

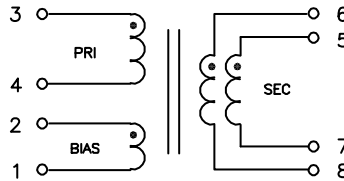
DIMENSIONS: Inch [mm]  
 TOLERANCES: 0.006 inch if not specified

Electrical Specifications @ 25 °C

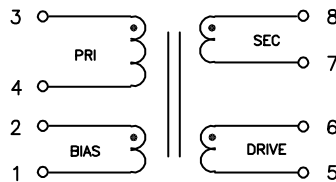
Isolation Voltage (PRI – SEC): 1,500Vrms  
 Operating Temp: -40 to +85 °C



## SCHEMATIC A



## SCHEMATIC B



Part Number	Turns Ratio	DCR (mΩ max)	PRI OCL	PRI LL	IC
	PRI:AUX:SEC:DRV	PRI/AUX/SEC/DRV	(μH ±10%)	(μH Max)	SCHE. P/N
TGP7-S002EP10LF	1:0.208:0.083	450/400/12	145	4	A LTC4267
TGP7-S006EP10LF	1:0.500:0.167	100/400/10	33	1	A LM5072
TGP7-S010EP10LF	1:0.500:0.150:0.275	450/700/30/400	160	3	B TPS23750

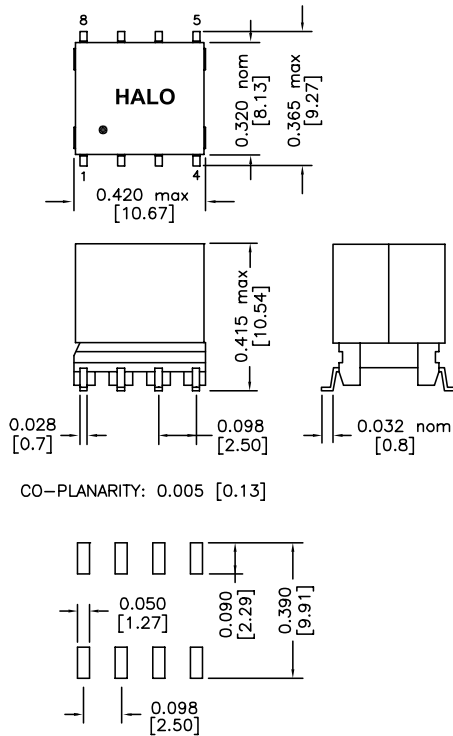
# HALO 3W, 3.3Vout, Power Transformers (EP7) Power Over Ethernet, DC/DC Converter

HALO Electronics offers a broad line of power transformers designed for fly-back DC/DC converters used in Power over Ethernet (PoE) applications. These industrial temperature range transformers are UL recognized and are fully compliant to IEEE802.3af requirements for isolation and power ratings. This standard series is LEAD-free and RoHS compliant. Please contact your nearest HALO representative for custom designs.



3W, 3.3Vout, Power Transformers (EP7)  
Power Over Ethernet, DC/DC Converter

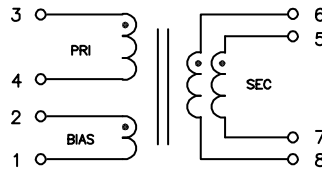
## MECHANICAL DIMENSIONS



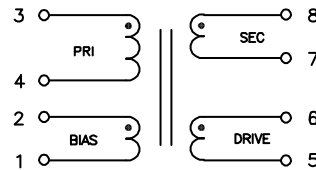
RECOMMENDED SOLDER PAD DIMENSIONS

DIMENSIONS: Inch [mm]  
TOLERANCES: 0.006 inch if not specified

## SCHEMATIC A



## SCHEMATIC B



Electrical Specifications @ 25 °C

Isolation Voltage (PRI – SEC): 1,500Vrms  
Operating Temp: -40 to +85 °C



Part Number	Turns Ratio	DCR (mΩ max)	PRI OCL	PRI LL	IC
	PRI:AUX:SEC:DRV	PRI/AUX/SEC/DRV	(μH ±10%)	(μH Max) SCHE.	
TGP3-S001EP7LF	1:0.208:0.083	1200/300/20	145	4	A LTC4267
TGP3-S005EP7LF	1: 0.500:0.167	160/300/15	33	1	A LM5072
TGP3-S009EP7LF	1:0.500:0.150:0.275	1000/550/50/300	160	3	B TPS23750