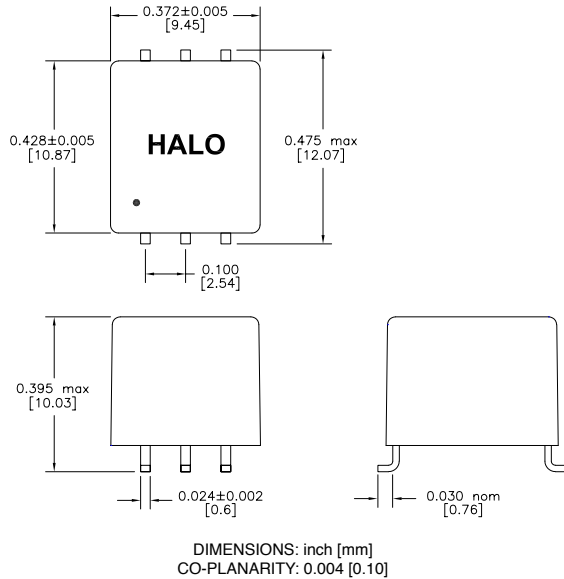


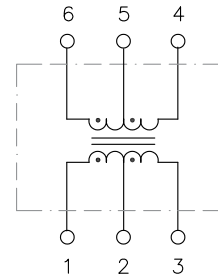
The TGMR-V6LF family of 6 pin, "Lead Free", reinforced insulation transformers, provides the isolation and voltage outputs required for low cost DC/DC converter circuits. This new series is UL60950, EN60950 and DEMKO recognized and Lead Free, meeting the future requirements of the ROHS Directive. Designed specifically for use with the Maxim MAX253 and MAX845 monolithic oscillator/power drivers with a 3.3V or 5V power source. Other packages are available with isolation voltages ranging from 500V to 5kVrms. For more information, pertaining to the MAX845 please contact Maxim at (408) 737-7600. Maxim is a registered trademark of Maxim Integrated Products.



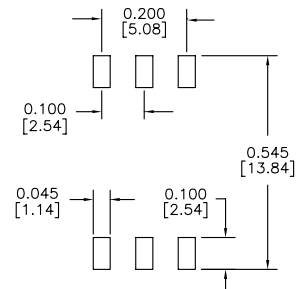
### V6Package



### Circuit Diagram



### Solder Pads



### Electrical Specifications @ 25°C

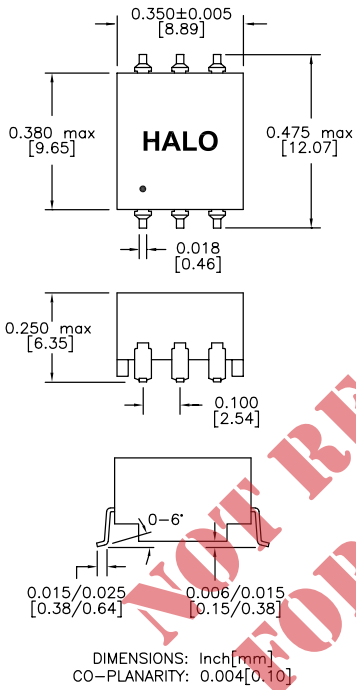
Operating Temp:	-40 to +85°C
PRI Pins:	1-3
Isolation Voltage	3,000rms

Part Number	Turns Ratio +/-3%	OCL	PRI DCR	PRI ET Constant
SMD	PRI : SEC	µH Typical	Ω Max	V-us Min.
TGMR-310V6LF	2CT:1CT	500	0.8	18
TGMR-320V6LF	8CT:3CT	500	0.8	18
TGMR-330V6LF	4CT:3CT	500	0.8	18
TGMR-340V6LF	3CT:4CT	800	0.9	22
TGMR-350V6LF	1CT:1CT	800	0.9	22
TGMR-355V6LF	1CT:1.5CT	800	0.9	22
TGMR-360V6LF	1CT:2CT	800	0.9	22
TGMR-370V6LF	1CT:1.6CT	800	0.9	22
TGMR-380V6LF	3CT:8CT	800	0.9	22

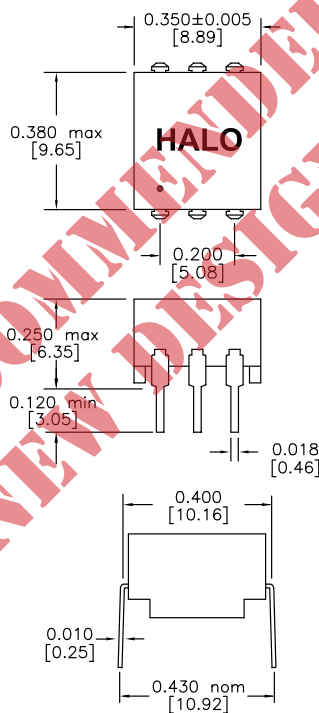
The TGM-NA and TDM-NA, reinforced insulation, 6 pin transformers provide the isolation and voltage outputs required for low cost DC/DC converter circuits. UL1950, IEC950 and EN60950 recognized. Designed specifically for use with the Maxim™ MAX253 and MAX845 monolithic oscillator/power drivers with 3.3V or 5V power source. Other packages are available with isolation voltages ranging from 500 to 4.5kVrms. For more information, pertaining to the MAX845 please contact Maxim at (408) 737-7600. Maxim is a registered trademark of Maxim Integrated Products.



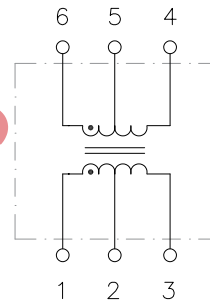
### TGM-NA SMD Package



### TDM-NA DIL Package



### Circuit Diagram



Electrical Specifications @ 25°C  
 Operating Temp: -40 to +85°C  
 Pri Pins: 1-3  
 Pri OCL: 960µH typ  
 Pri DCR: 0.8Ω

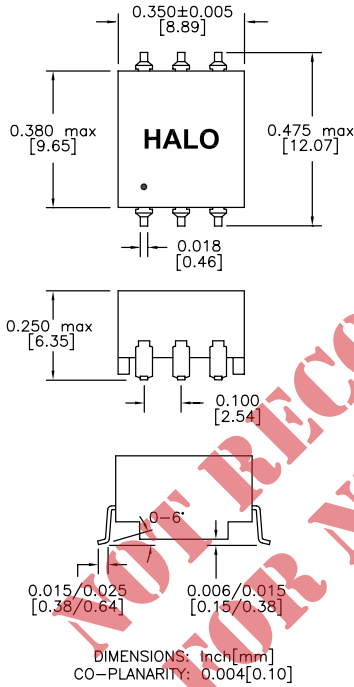
Patented Construction  
 US Pat Nbrs: 5,656,985 6,297,721 B1  
 6,297,720 B1 6,320,489 B1  
 6,344,785 B1 6,662,431 B1

Part Number		Turns Ratio (±3%) PRI:SEC	ET Constant V-us min.	Isolation Vrms
SMD	DIL			
TGM-310NA	TDM-310NA	2CT:1CT	18	3,000
TGM-320NA	TDM-320NA	8CT:3CT	18	3,000
TGM-330NA	TDM-330NA	4CT:3CT	18	3,000
TGM-340NA	TDM-340NA	3CT:4CT	18	3,000
TGM-350NA	TDM-350NA	1CT:1CT	18	3,000
TGM-360NA	TDM-360NA	1CT:2CT	22	3,000
TGM-380NA	TDM-380NA	3CT:8CT	22	3,000

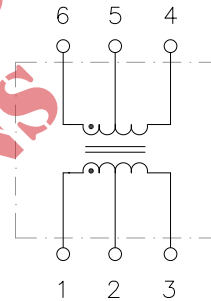
The TGM-NA reinforced insulation, 6 pin transformers provide the isolation and voltage outputs required for low cost DC/DC converter circuits. UL1950, IEC950 and EN60950 recognized. Designed specifically for use with the Maxim™ MAX253 and MAX845 monolithic oscillator/power drivers with 3.3V or 5V power source. Other packages are available with isolation voltages ranging from 500 to 4.5KVrms. For more information, pertaining to the MAX845 please contact Maxim at (408) 737-7600. Maxim is a registered trademark of Maxim Integrated Products.



### TGM-NA SMD Package



### Circuit Diagram



### Electrical Specifications @ 25°C

Operating Temp: -40 to +85°C  
 Pri Pins: 1-3  
 Pri OCL: 500µH typ  
 Pri DCR: 0.8Ω

### Patented Construction

US Pat Nbrs: 5,656,985 6,297,721 B1  
 6,297,720 B1 6,320,489 B1  
 6,344,785 B1 6,662,431 B1

Part Number	Turns Ratio (±3%)	ET Constant	Isolation
SMD	PRI:SEC	V-us min.	Vrms
TGM-310NARL	2CT:1CT	11	3,000
TGM-320NARL	8CT:3CT	11	3,000
TGM-330NARL	4CT:3CT	11	3,000
TGM-340NARL	3CT:4CT	11	3,000
TGM-350NARL	1CT:1CT	11	3,000
TGM-360NARL	1CT:2CT	11	3,000
TGM-380NARL	3CT:8CT	11	3,000