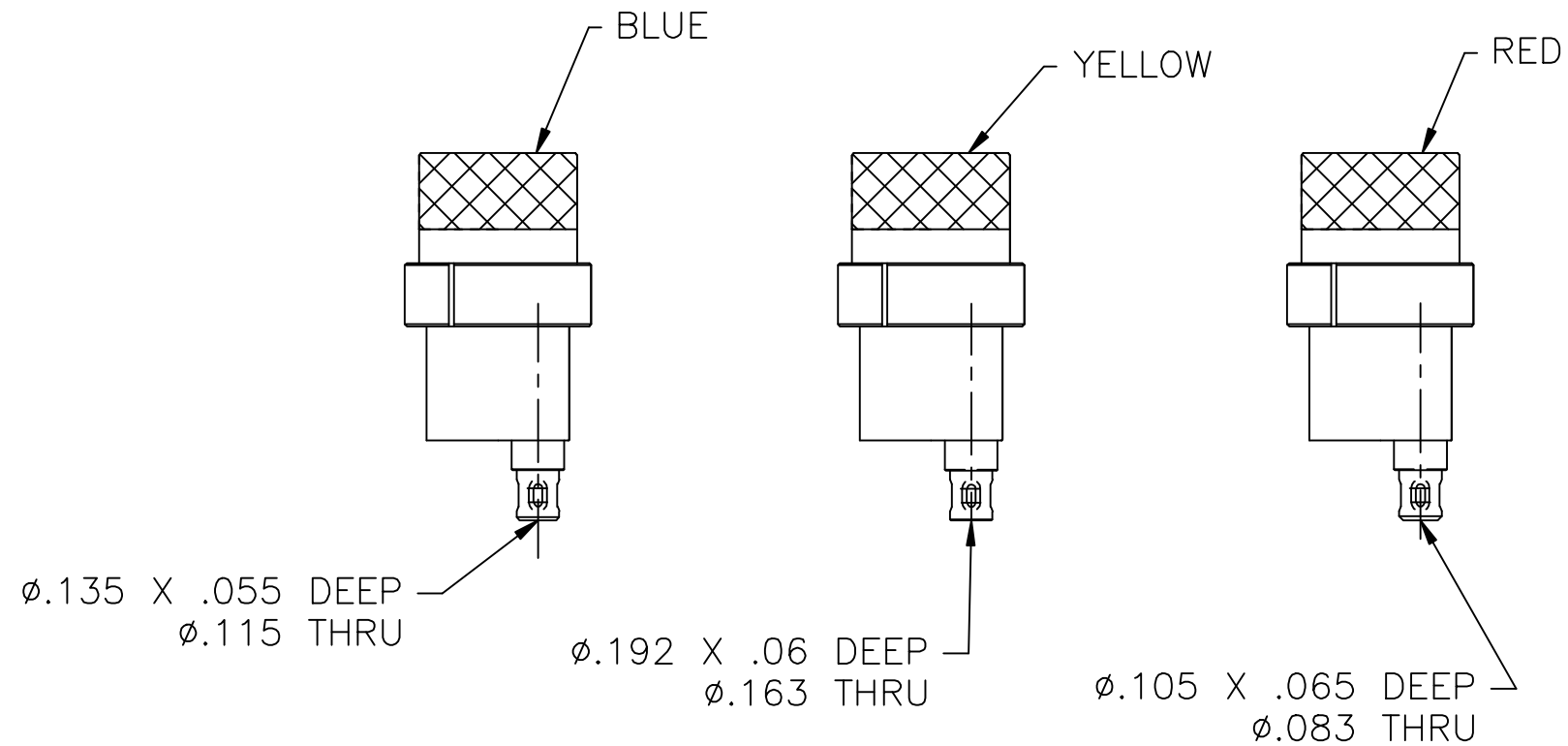
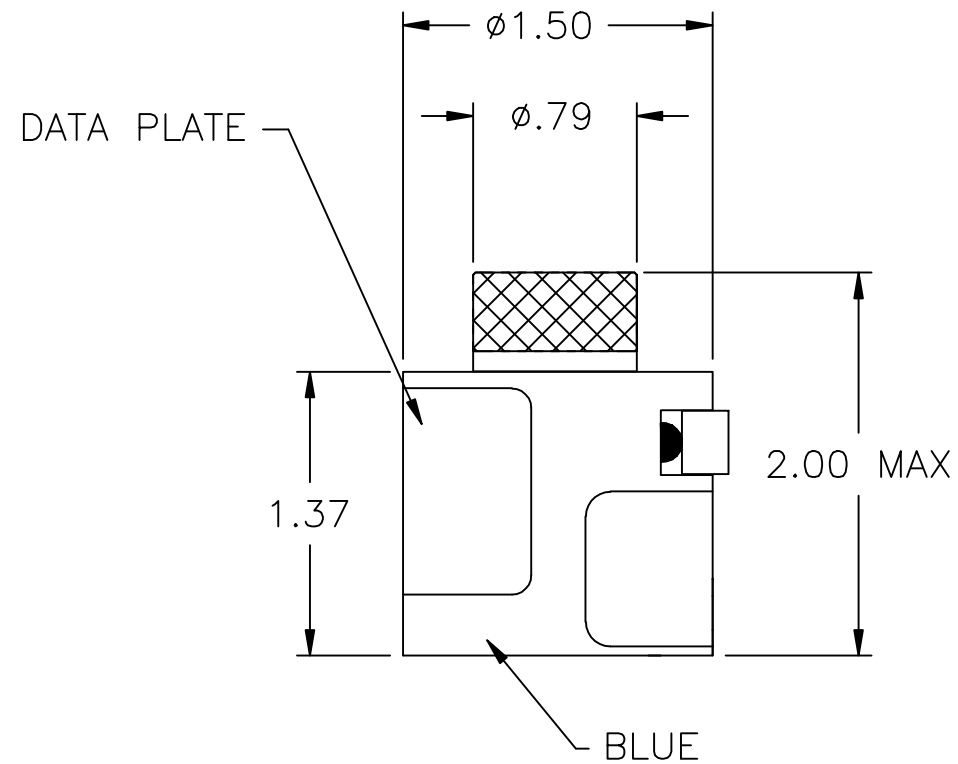
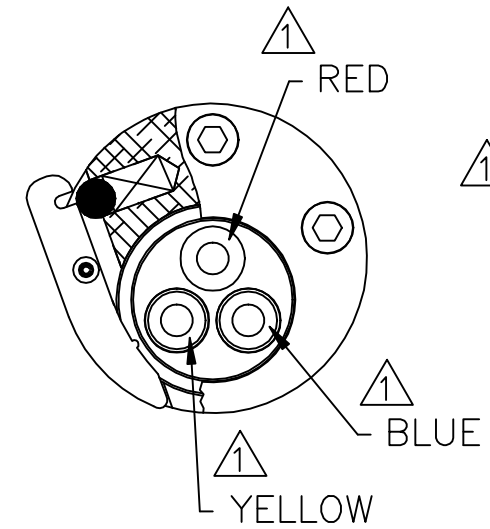


MS3343 (A AND B) MS90460 (A AND B) MS90461 (A AND B)	POSITIONER AND MATING END COLOR	26	24	22	20	18	16	14	12	WIRE SIZE
-20-20	RED	1	2	3	4					SELECTOR NUMBER
-16-16	BLUE				4	5	6			
-12-12	YELLOW							7	8	

DATA PLATE

**UNCONTROLLED DOCUMENT  
WILL NOT BE UPDATED**



TYPICAL CONSTRUCTION  
DIAMETERS ARE MEASURED FROM TOP OF  
POSITIONER INSERTS

NOTES: 1. THIS IS AN AUTOCAD DRAWING DO NOT CHANGE MANUALLY.

A NEW RELEASE.					BY: DYO 12-14-09		APR: MMK		THESE DRAWINGS, SPECIFICATIONS OR OTHER DATA ARE AND REMAIN, THE PROPERTY OF ASTRO TOOL CORP. AND MUST BE RETURNED UPON REQUEST. THEY CONTAIN INFORMATION OWNED AND/OR DEVELOPED BY ASTRO AT ITS OWN PRIVATE EXPENSE AND MAY NOT BE USED, DUPLICATED OR DISCLOSED TO OTHERS, IN WHOLE OR IN PART FOR DESIGN, MANUFACTURE OR PROCUREMENT WITHOUT THE WRITTEN PERMISSION OF ASTRO TOOL CORP. EACH AND EVERY TIME.	SCALE: N.T.S.	UNLESS OTHERWISE SPECIFIED: DECIMALS: .XXX ± .005 .XX ± .010 .X ± .030 ANGLES: ± 1°	21615 S.W. TUALATIN VALLEY HWY., BEAVERTON OR 97006 DESCRIPTION: ENVELOPE DRAWING: 615715 TURRET ASSEMBLY, M22520/1-08	CAGE 58164
REV.	DESCRIPTION	BY	DATE	APR.	APPROVED:	DATE: 12-14-09	DWN BY: DYO	PART NO. B 615715-ENV					