



Series 115, 116, 117 DIP-ER™ Logic Jumper

FEATURES

- Wide Array of DIP Jumper Configurations and Wiring Possibilities
- Reliable, Electronically-tested Solder Connections
- Strain Relief by Ultrasonically-welded Protective Covers
- Easy Identification and Tracing with 10-color Cable
- Point-to-point Wiring

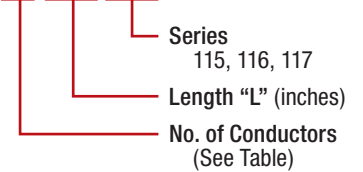


GENERAL SPECIFICATIONS

- **HEADER BODY:** black UL 94V-0 glass-filled 4/6 Nylon
- **HEADER PINS:** Brass, 1/2-hard
- **PIN PLATING:** 10µ [0.25µ] min. Au per MIL-G-45204 over 50µ [1.27µ] min. Ni per SAE AMS-QQ-N-290B
- **CABLE INSULATION:** UL Style 2697 flame-retardant Polyvinyl Chloride (PVC), 0.010 [0.25] nominal thickness
- **CONDUCTORS:** 28-AWG, 7/36-strand, tinned Cu per ASTM B 33
- **CABLE CURRENT RATING:** 1 amp at 10°C [50°F] above ambient
- **CABLE VOLTAGE RATING:** 300V
- **CABLE TEMPERATURE RATING:** 176°F [80°C]
- **INSULATION RESISTANCE:** 1010Ω (10 ft. [3 meters] min.)

ORDERING INFORMATION

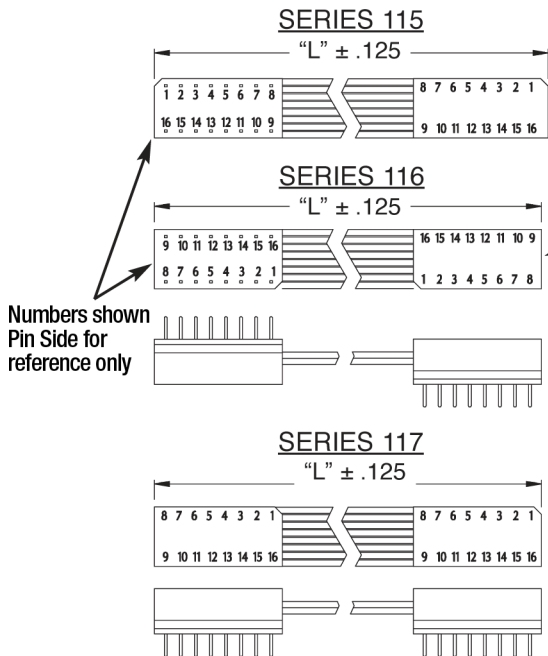
XX-XXX XXX



MOUNTING CONSIDERATIONS

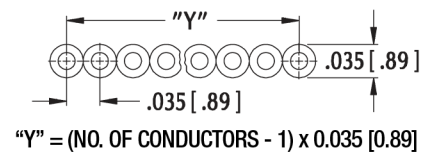
- **SUGGESTED PCB HOLE SIZE:** 0.033 ±0.002 [0.86 ±0.05] dia.

Centers "C"	Dim. "D"	Available Sizes
0.300 [7.62]	0.395 [10.03]	8, 14, 16, 18, 20
0.400 [10.16]	0.495 [12.57]	22
0.600 [15.24]	0.695 [17.65]	24, 28, 40

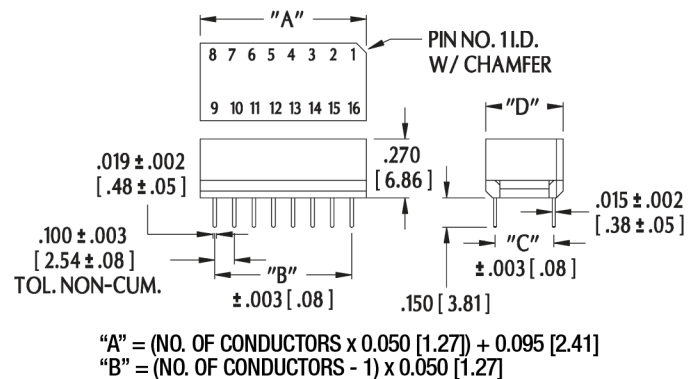


NOTE: 18, 20 conductor jumpers do not have numbers on covers

CABLE DETAIL



HEADER DETAIL



ALL DIMENSIONS: INCHES [MILLIMETERS]
ALL TOLERANCES: ±0.005 [0.13] UNLESS OTHERWISE SPECIFIED
CONSULT FACTORY FOR OTHER SIZES AND CONFIGURATIONS

CUSTOMIZATION: ARIES SPECIALIZES IN CUSTOM DESIGN AND PRODUCTION. SPECIAL MATERIALS, PLATINGS, SIZES, AND CONFIGURATIONS CAN BE FURNISHED, DEPENDING ON QUANTITY.
ARIES RESERVES THE RIGHT TO CHANGE PRODUCT GENERAL SPECIFICATIONS WITHOUT NOTICE
PRINTOUTS OF THIS DOCUMENT MAY BE OUT-OF-DATE AND SHOULD BE CONSIDERED UNCONTROLLED