




Series 513 Lo-PRO® file Socket w/Collet Contacts & Solder Pin Tails

FEATURES

- Available with Solder Pin Tails or Wire Wrap Pins
- Choose from Several Sizes and Plating Options

GENERAL SPECIFICATIONS

- **BODY MATERIAL:** Black UL 94V-0 glass-filled 4/6 Nylon
- **PIN BODY:** Brass 360 1/2-hard per UNS C36000 ASTM B16/B16M-05
- **PIN BODY PLATING:** 10μ [0.25μ] min. Au per MIL-G-45204 or 200μ [5.08μ] min. 93/7 Sn/Pb per ASTM B545 –OR– 200μ [5.08μ] min. Sn per ASTM B545 Type 1 over 100μ [2.54μ] min. Ni per SAE AMS-QQ-N-290B
- **4-FINGER COLLET CONTACT:** BeCu per UNS C17200 ASTM B194-08
- **CONTACT PLATING:** 200μ [5.08μ] min. 93/7 Sn/Pb per ASTM B545 –OR– 200μ [5.08μ] min. Sn per ASTM B545 Type 1 –OR– 10μ [0.25μ] Au per MIL-G-45204 over 50μ [1.27μ] min. [1.27μ] Ni per SAE AMS-QQ-N-290 heavy 30μ [0.76μ]
- **CONTACT CURRENT RATING:** 3 amps
- **INSERTION FORCE:** 180g/pin, based on 0.018 [0.46] dia. test lead
- **WITHDRAWAL FORCE:** 90g/pin, based on 0.018 [0.46] dia. test lead
- **NORMAL FORCE:** 140g/pin, based on 0.018 [0.46] dia. test lead
- **OPERATING TEMPERATURE:** 221°F [105°C] Sn & Sn/Pb plating; 257°F [125°C] Au plating
- **ACCEPTS LEADS:** 0.015-0.025 [0.38-0.64] dia., 0.100-0.146 [2.54-3.71] long



ORDERING INFORMATION

XX-X 513-X XXX XX

Additional Plating

- H = Heavy Au on Collet
- T = Sn Collet/Sn Shell
- TL = Sn/Pb Collet & Shell

Plating

- 0 = Au Collet/Sn Shell
- OTL = Au Collet/Sn/Pb Shell
- 1 = Au Collet/Au Shell

Termination = Solder Pin Tail

Series

Row-to-Row Spacing (Dim. "Y")

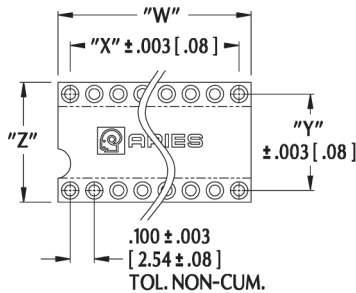
- 2 = 0.200 [5.08]
- 3 = 0.300 [7.62]
- 4 = 0.400 [10.16]
- 6 = 0.600 [15.24]
- 9 = 0.900 [22.86]

No. of Pins

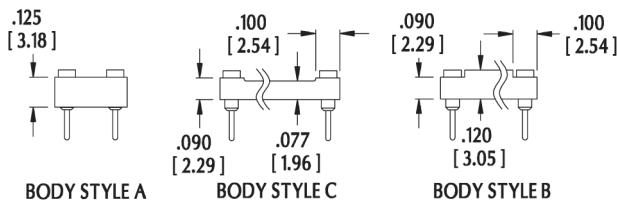
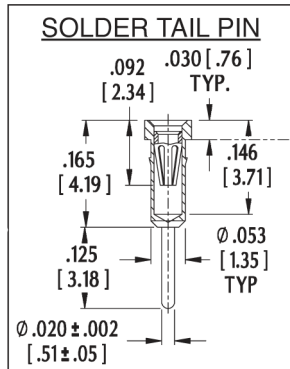
(See Table)

MOUNTING CONSIDERATIONS

- **SUGGESTED PCB HOLE SIZE:** 0.030 ±0.002 [0.76 ±0.05] dia.



"W" = NO. OF PINS PER ROW x 0.100 [2.54]
 "X" = (NO. OF PINS PER ROW - 1) x 0.100 [2.54]



Centers "Y"	Dim. "Z"	Body Style	Available Sizes
0.200 [5.08]	0.300 [7.62]	A	2 thru 10
0.300 [7.62]	0.400 [10.16]	C, B	2 thru 20, 22 thru 40
0.400 [10.16]	0.500 [12.70]	C	2 thru 22
0.600 [15.24]	0.700 [17.78]	C, B	2 thru 40, 42 thru 48
0.900 [22.86]	1.000 [25.40]	B	2 thru 64

ALL DIMENSIONS: INCHES [MILLIMETERS]
 ALL TOLERANCES: ±0.005 [0.13] UNLESS OTHERWISE SPECIFIED
 FOR COLLET SOCKETS WITH WIRE WRAP PINS, SEE DATA SHEETS 12012
 CONSULT FACTORY FOR OTHER SIZES AND CONFIGURATIONS

CUSTOMIZATION: ARIES SPECIALIZES IN CUSTOM DESIGN AND PRODUCTION. SPECIAL MATERIALS, PLATINGS, SIZES, AND CONFIGURATIONS CAN BE FURNISHED, DEPENDING ON QUANTITY.

ARIES RESERVES THE RIGHT TO CHANGE PRODUCT GENERAL SPECIFICATIONS WITHOUT NOTICE

PRINTOUTS OF THIS DOCUMENT MAY BE OUT-OF-DATE AND SHOULD BE CONSIDERED UNCONTROLLED



2609 Bartram Road • Bristol, PA 19007-6810 USA
 TEL 215-781-9956 • FAX 215-781-9845
 WWW.ARIESELEC.COM • INFO@ARIESELEC.COM



12011
 Rev. 8.2
 1 of 1