



# Series 503 Lo-PRO<sup>®</sup> file Socket w/Collet Contacts & Wire Wrap Pins

## FEATURES

- Available with Solder Tail or Wire Wrap Pins
- Choose from Several Sizes and Plating Options

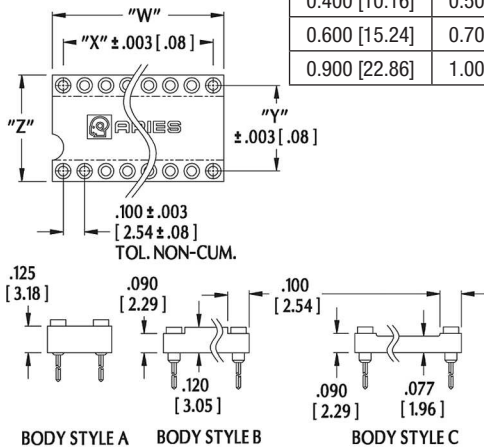
## GENERAL SPECIFICATIONS

- **BODY MATERIAL:** Black UL 94V-0 glass-filled 4/6 Nylon
- **PIN BODY:** Brass 360 1/2-hard per UNS C36000 ASTM B16/B16M-05
- **PIN BODY PLATING:** 10 $\mu$  [0.25 $\mu$ ] min. Au per MIL-G-45204 –OR– 200 $\mu$  [5.08 $\mu$ ] min. 93/7 Sn/Pb per ASTM B545 or 200 $\mu$  [5.08 $\mu$ ] min. Sn per ASTM B545 Type 1 over 100 $\mu$  [2.54 $\mu$ ] min. Ni per SAE AMS-QQ-N-290B
- **4-FINGER COLLET CONTACT:** BeCu per UNS C17200 ASTM B194-08
- **CONTACT PLATING:** 30 $\mu$  [0.76 $\mu$ ] Au per MIL-G-45204 over 50 $\mu$  [1.27 $\mu$ ] min. Ni per SAE AMS-QQ-N-290B
- **CONTACT CURRENT RATING:** 3 amps
- **INSERTION FORCE:** 180g/pin, based on 0.018 [0.46] dia. test lead
- **WITHDRAWAL FORCE:** 90g/pin, based on 0.018 [0.46] dia. test lead
- **NORMAL FORCE:** 140g/pin, based on 0.018 [0.46] dia. test lead
- **OPERATING TEMPERATURE:** -67°F to 221°F [-55°C to 105°C] Sn; -67°F to 257°F [-55°C to 125°C] Au
- **ACCEPTS LEADS:** 0.015-0.025 [0.38-0.64] dia., 0.110-0.162 [2.79-4.11] long


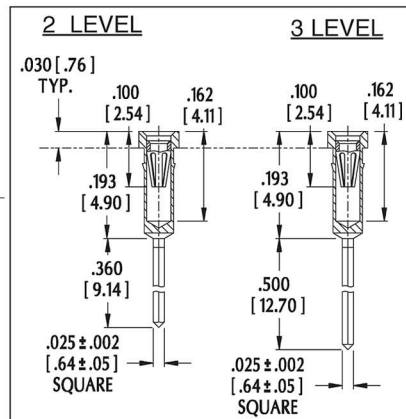
## MOUNTING CONSIDERATIONS

- **SUGGESTED PCB HOLE SIZE:** 0.045  $\pm$  0.002 [1.14  $\pm$  0.05] dia.

Centers "Y"	Dim. "Z"	Body Style	Available Sizes
0.200 [5.08]	0.300 [7.62]	A	2 thru 10
0.300 [7.62]	0.400 [10.16]	C, B	2 thru 20, 22 thru 40
0.400 [10.16]	0.500 [12.70]	C	2 thru 22
0.600 [15.24]	0.700 [17.78]	C, B	2 thru 40, 42 thru 48
0.900 [22.86]	1.000 [25.40]	B	2 thru 64



"W" = NO. OF PINS PER ROW x 0.100 [2.54]  
 "X" = (NO. OF PINS PER ROW - 1) x 0.100 [2.54]



## ORDERING INFORMATION

**XX-X 503-XX XX**

**Plating**  
 0 = Au Collet/Sn Shell  
 0TL = Au Collet/Sn/Pb Shell  
 1 = Au Collet/Au Shell

**Termination**  
 2 = 2-level Wire Wrap  
 2 = 3-level Wire Wrap

**Series**

**Row-to-Row Spacing (Dim. "Y")**  
 2 = 0.200 [5.08]  
 3 = 0.300 [7.62]  
 4 = 0.400 [10.16]  
 6 = 0.600 [15.24]  
 9 = 0.900 [22.86]

**No. of Pins**  
 (See Table)

ALL DIMENSIONS: INCHES [MILLIMETERS]  
 ALL TOLERANCES:  $\pm 0.005$  [0.13] UNLESS OTHERWISE SPECIFIED  
 FOR COLLET SOCKETS WITH SOLDER PIN TAILS, SEE DATA SHEETS 12011  
 CONSULT FACTORY FOR OTHER SIZES AND CONFIGURATIONS


CUSTOMIZATION: ARIES SPECIALIZES IN CUSTOM DESIGN AND PRODUCTION. SPECIAL MATERIALS, PLATINGS, SIZES, AND CONFIGURATIONS CAN BE FURNISHED, DEPENDING ON QUANTITY.

ARIES RESERVES THE RIGHT TO CHANGE PRODUCT GENERAL SPECIFICATIONS WITHOUT NOTICE

PRINTOUTS OF THIS DOCUMENT MAY BE OUT-OF-DATE AND SHOULD BE CONSIDERED UNCONTROLLED



2609 Bartram Road • Bristol, PA 19007-6810 USA  
 TEL 215-781-9956 • FAX 215-781-9845  
 WWW.ARIESELEC.COM • INFO@ARIESELEC.COM



12012  
 Rev. 7.1  
 1 of 1