



Series 508 Open-Frame Capacitor Socket w/Collet Contacts & Wire Wrap Pins

FEATURES


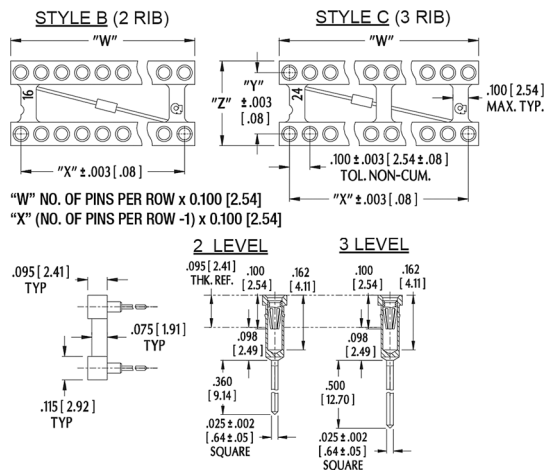
- Capacitor bypasses unwanted electromagnetic noise
- Available with 0.1 μ F or 0.33 μ F Capacitor, 50V, Z5U temperature coefficient
- Open frame allows for more efficient utilization of board space and better cooling
- Compatible with Automatic Insertion Equipment
- Side-to-side and End-to-end Stackable

GENERAL SPECIFICATIONS

- **BODY MATERIAL:** black UL 94V-0 glass-filled Nylon
- **PIN BODY:** Brass 360 1/2-hard per UNS C36000 ASTM B16-85
- **PIN BODY PLATING:** either 10 μ [0.25 μ] min. Au per MIL-G-45204 or 200 μ [5.08 μ] min. 93/7 Sn/Pb per ASTM B545 or 200 μ [5.08 μ] min. Sn per ASTM B545 Type 1 over 100 μ [2.54 μ] min. Ni per SAE AMS-QQ-N-290
- **4-FINGER COLLET CONTACT:** BeCu per UNS C17200 ASTM-B194-01
- **CONTACT PLATING:** 30 μ [0.76 μ] min. Au per MIL-G-45204 over 50 μ [1.27 μ] min. Ni per SAE AMS-QQ-N-290
- **CONTACT CURRENT RATING:** 3 amps
- **OPERATING TEMPERATURE:** -67°F to 221°F [-55°C to 105°C] Sn : -67°F to 257°F [-55°C to 125°C] Au
- **INSERTION FORCE:** 180g/pin
- **WITHDRAWAL FORCE:** 90g/pin
- **NORMAL FORCE:** 140g/pin; based on a 0.018 [0.46] dia. test lead
- **ACCEPTS LEADS:** 0.015-0.025 [0.38-0.64] in dia.
- **LEAD LENGTHS:** from 0.100 [2.54] min.

MOUNTING CONSIDERATIONS

- **SUGGESTED PCB HOLE SIZE:** 0.045 \pm 0.002 [1.14 \pm 0.05] dia.



ORDERING INFORMATION

XX-X 508-X XXX X

Capacitor

- 1 = 0.1 μ F
- 2 = 0.33 μ F

Plating

- 0 = Au Collet, Sn Shell
- OTL = Au Collet, Sn/Ph Shell
- 1 = Au Collet & Shell

Termination

- 2 = 2-level Wire Wrap
- 3 = 3-level Wire Wrap

Series

- Row-to-Row Spacing, "Y" Dim.
- 3 = 0.300 [7.62]
- 4 = 0.400 [10.16]
- 6 = 0.600 [15.24]

No. of Pins

(See Table)

Frame Style	No. of Ribs	Centers "Y"	Dim. "Z"	No. of Pins
B	2	0.300 [7.62]	0.400 [10.16]	14, 16, 18, 20
		0.400 [10.16]	0.500 [12.70]	20, 22, 24
C	3	0.300 [7.62]	0.400 [10.16]	24, 28
		0.600 [15.24]	0.700 [17.78]	24, 28, 32, 40

ALL DIMENSIONS: INCHES [MILLIMETERS]

ALL TOLERANCES: \pm 0.005 [0.13] UNLESS OTHERWISE SPECIFIED

OPEN FRAME COLLET SOCKET w/WIRE WRAP PINS, SEE DATA SHEET 12016

OPEN FRAME COLLET SOCKET w/SOLDER PIN TAILS, SEE DATA SHEET 12017

OPEN FRAME SURFACE MOUNT SOCKET, SEE DATA SHEET 12018

OPEN FRAME COLLET CAPACITOR SOCKET w/SOLDER PIN, SEE DATA SHEET 12026

CONSULT FACTORY FOR OTHER SIZES AND CONFIGURATIONS

CUSTOMIZATION: ARIES SPECIALIZES IN CUSTOM DESIGN AND PRODUCTION. SPECIAL MATERIALS, PLATINGS, SIZES, AND CONFIGURATIONS CAN BE FURNISHED, DEPENDING ON QUANTITY.

ARIES RESERVES THE RIGHT TO CHANGE PRODUCT GENERAL SPECIFICATIONS WITHOUT NOTICE

PRINTOUTS OF THIS DOCUMENT MAY BE OUT-OF-DATE AND SHOULD BE CONSIDERED UNCONTROLLED




ARIES
ELECTRONICS, INC.

2609 Bartram Road • Bristol, PA 19007-6810 USA

TEL 215-781-9956 • FAX 215-781-9845

WWW.ARIESELEC.COM • INFO@ARIESELEC.COM



12027
Rev. 1.3
1 of 1