

## SMT05E Series

3.0-5.5 Vin  
single output

**Total Power:** 8.25W  
**Input Voltage:** 3.0 - 5.5 Vdc  
**# of Outputs:** Single

### Special Features


- 5 A Current rating
- Input voltage range:  
3.0 Vdc - 5.5 Vdc
- Output voltage range:  
0.75 Vdc - 3.63 Vdc
- Ultra high efficiency:  
94% @ 5 Vin and 3.3 Vout
- Extremely low internal power  
dissipation
- Minimal thermal  
design concerns
- Designed in reliability:  
MTBF of >9 million hours per  
Telcordia SR-332
- Ideal solution where board  
space is at a premium or  
tighter card pitch is required
- Industry standard  
surface-mount footprint
- Available RoHS compliant
- 2 year warranty

### Safety

UL/cUL CAN/CSA 22.2  
No. E174104  
UL 60950 File No. E174104

TÜV Product Service (EN60950)  
Certificate No. B 03 10 38572

CB report and certificate to  
DE3-51686M1



The SMT05E series are non-isolated dc-dc converters packaged in a surface mount footprint giving designers a cost effective solution for conversion from a 3.3 Vdc to 5 Vdc source. The SMT05E has a wide input range (3.0 Vdc to 5.5 Vdc) and offers a wide 0.75 Vdc to 3.63 Vdc output voltage range with a 5 A load, which allows for maximum design flexibility and a pathway for future upgrades. The SMT05E is designed for applications that include distributed power, workstations, optical network and wireless applications. Implemented using state of the art surface-mount technology and automated manufacturing techniques, the SMT05E offers compact size and efficiencies of up to 94%.



# Specifications

All specifications are typical at nominal input, full load at 25°C unless otherwise stated.

## OUTPUT SPECIFICATIONS

Voltage adjustability	0.75-3.63 Vdc
Setpoint accuracy	±0.4%
Line regulation	±1.0%
Load regulation	±1.0%
Minimum load	0 A
Overshoot/undershoot	None
Ripple and noise 5 Hz to 20MHz	75 mV pk-pk 25 mV rms
Temperature co-efficient	±0.01%/°C
Transient response	60 mV max. deviation 50 μs recovery to within 1%

## INPUT SPECIFICATIONS

Input voltage range	3.0-5.5 Vdc
Input current	No load (max.) 150 mA
Input current (max.)	3.9 A max. @ Io max. and Vout = 3.3 V
Input reflected ripple	40 mA rms
Remote ON/OFF	(See Note 1)
Start-up time	20 ms

## EMC CHARACTERISTICS

Electrostatic discharge	EN61000-4-2, IEC801-2
Conducted immunity	EN61000-4-6
Radiated immunity	EN61000-4-3

## GENERAL SPECIFICATIONS

Efficiency	See Table	
Insulation voltage	Non-isolated	
Switching frequency	Fixed	300 kHz typ.
Approvals and standards	EN60950 UL/cUL60950	
Material flammability	UL94V-0	
Dimensions	(LxWxH)	20.32 x 11.43 x 6.70 mm 0.800 x 0.450 x 0.264 inches
Weight	2.8 g (0.10 oz)	
Coplanarity	100 μm	
MTBF	Telcordia SR-332	9,009,000 hours

## ENVIRONMENTAL SPECIFICATIONS

Thermal performance (See Note 2)	Operating ambient, temperature	-40 °C to +85 °C
	Non-operating	-40 °C to +125 °C

## PROTECTION

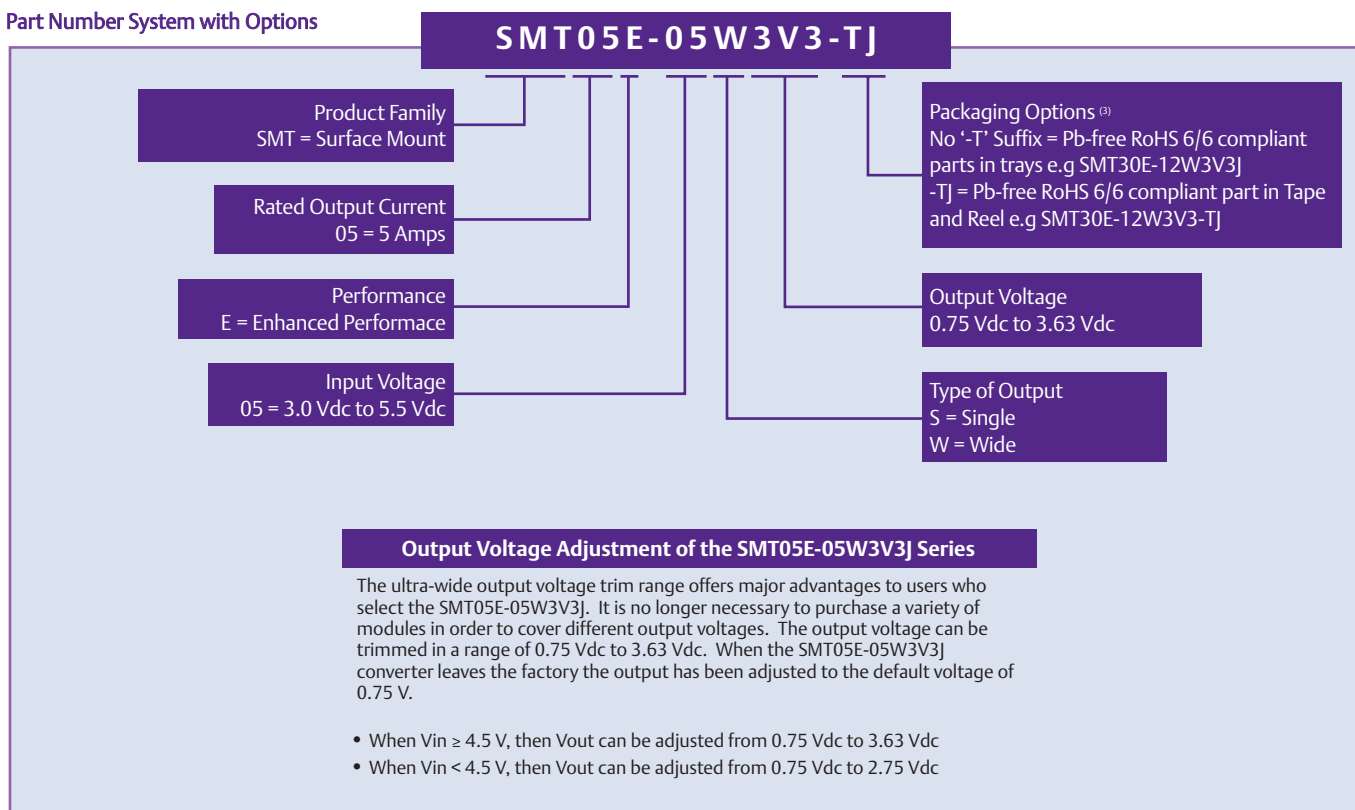
Short-circuit	Continuous
Thermal	Automatic recovery

# Specifications

All specifications are typical at nominal input, full load at 25°C unless otherwise stated.

OUTPUT POWER (MAX.)	INPUT VOLTAGE	OUTPUT VOLTAGE	OUTPUT CURRENT (MIN.)	OUTPUT CURRENT (MAX.)	EFFICIENCY (TYP.)	REGULATION		MODEL NUMBER <sup>(3,4)</sup>
						LINE	LOAD	
8.25 W	3.0-5.5 Vdc	1.5 Vdc	0 A	5 A	87.5%	±1.0%	±1.0%	SMT05E-05S1V5J
18.15 W	3.0-5.5 Vdc	0.75-3.63 Vdc	0 A	5 A	94%	±1.0%	±1.0%	SMT05E-05W3V3J

## Part Number System with Options



## Notes

- 1 The SMT05E features a 'Negative Logic' Remote ON/OFF operation. If not using the Remote ON/OFF pin, leave the pin open (the converter will be on). The Remote ON/OFF pin is referenced to ground.

The following conditions apply for the SMT05E:

### Configuration

Remote pin open circuit

Remote pin pulled low

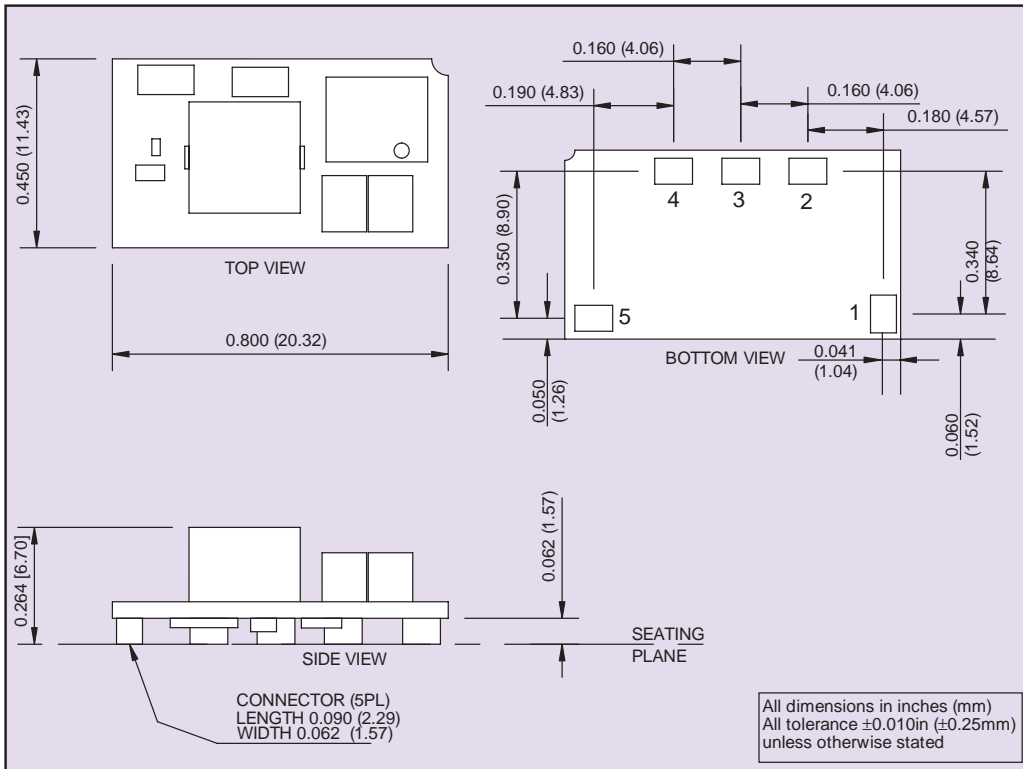
Remote pin pulled high [ $V_{on/off} > 2.5$  V]    Unit is OFF

### Converter Operation

Unit is ON

Unit is ON

- An 'Positive Logic' Remote ON/OFF version is also possible with this converter. To order please use part number SMT05E-05W3V3-RJ or SMT05E-05W3V3-RTJ.
- 2 Full derating curves available in both the Longform Datasheet and Application Note.
- 3 TSE RoHS 5/6 (non Pb-free) compliant versions may be available on special request, please contact your local sales representative for details.
- 4 NOTICE: Some models do not support all options. Please contact your local Artesyn representative or use the on-line model number search tool at <http://www.artesyn.com/powergroup/products.htm> to find a suitable alternative.



PIN CONNECTIONS	
PIN NUMBER	FUNCTION
1	Remote ON/OFF
2	Vout
3	Trim
4	Ground
5	+Vin

### Americas

5810 Van Allen Way  
Carlsbad, CA 92008  
USA  
Telephone: +1 760 930 4600  
Facsimile: +1 760 930 0698

### Europe (UK)

Waterfront Business Park  
Merry Hill, Dudley  
West Midlands, DY5 1LX  
United Kingdom  
Telephone: +44 (0) 1384 842 211  
Facsimile: +44 (0) 1384 843 355

### Asia (HK)

16th - 17th Floors, Lu Plaza  
2 Wing Yip Street, Kwun Tong  
Kowloon, Hong Kong  
Telephone: +852 2176 3333  
Facsimile: +852 2176 3888

For global contact, visit:

[www.powerconversion.com](http://www.powerconversion.com)

[technicalsupport@powerconversion.com](mailto:technicalsupport@powerconversion.com)

While every precaution has been taken to ensure accuracy and completeness in this literature, Emerson Network Power assumes no responsibility, and disclaims all liability for damages resulting from use of this information or for any errors or omissions.

### Emerson Network Power.

The global leader in enabling business-critical continuity.

- AC Power
- Connectivity
- DC Power
- **Embedded Power**
- Inbound Power
- Integrated Cabinet Solutions
- Outside Plant
- Precision Cooling
- Site Monitoring and Services

[EmersonNetworkPower.com](http://EmersonNetworkPower.com)

Emerson Network Power and the Emerson Network Power logo are trademarks and service marks of Emerson Electric Co.  
©2007 Emerson Electric Co.