



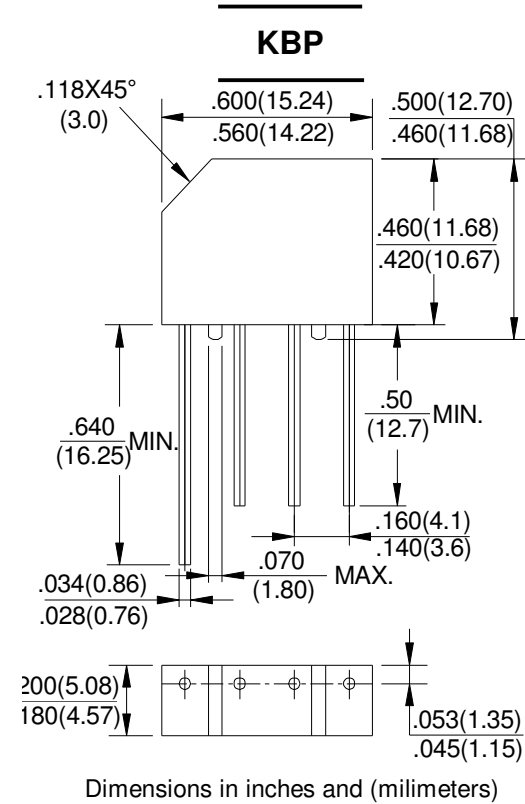
KBP3005G thru KBP310G

GLASS PASSIVATED BRIDGE RECTIFIERS

REVERSE VOLTAGE - 50 to 1000Volts
FORWARD CURRENT - 3.0 Amperes

FEATURES

- Surge overload rating -80 amperes peak
- Ideal for printed circuit board
- Plastic material has UL flammability classification 94V-0
- Mounting position :Any



MAXIMUM RATINGS AND ELECTRICAL CHARACTERISTICS

Rating at 25°C ambient temperature unless otherwise specified.

Resistive or inductive load,60HZ.

For capacitive load, derate current by 20%

CHARACTERISTICS	SYMBOL	KBP 3005G	KBP 301G	KBP 302G	KBP 304G	KBP 306G	KBP 308G	KBP 310G	UNIT
Maximum Recurrent Peak Reverse Voltage	V _{RRM}	50	100	200	400	600	800	1000	V
Maximum RMS Bridge Input Voltage	V _{RMS}	35	70	140	280	420	560	700	V
Maximum DC Blocking Voltage	V _{DC}	50	100	200	400	600	800	1000	V
Maximum Average Forward Rectified Output Current @T _A =50 °C	I _(AV)	3.0							A
Peak Forward Surge Current , 8.3ms Single Half Sine-Wave Super Imposed on Rated Load	I _{FSM}	80							A
Maximum Forward Voltage Drop Per Bridge Element at 3.0A Peak	V _F	1.1							V
Maximum Reverse Current at Rated DC Blocking Voltage Per Element	I _R	10.0							μA
Maximum Reverse Current at Rated DC Blocking Voltage Per Element @T _A =100°C	I _R	1.0							mA
Operating Temperature Range T _J	T _J	-55 to +150							°C
Storage Temperature Range T _A	T _{STG}	-55 to +150							°C

RATING AND CHARACTERISTIC CURVES

KBP3005G thru KBP310G



FIG.1-DERATING CURVE
OUTPUT RECTIFIED CURRENT

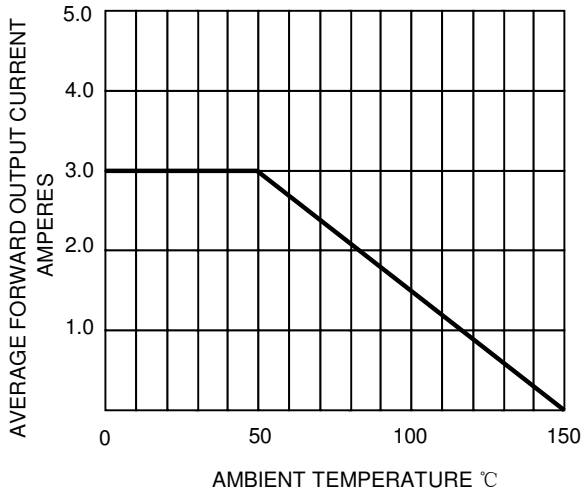


FIG.2-TYPICAL FORWARD CHARACTERISTICS

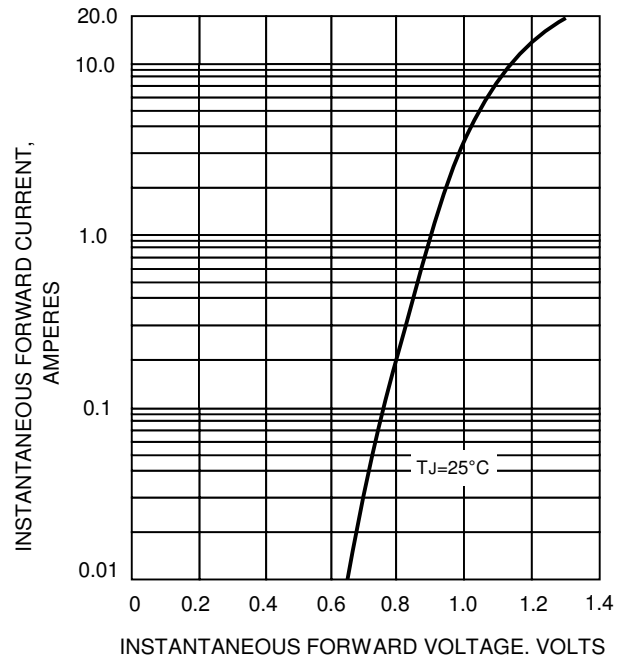


FIG.3-TYPICAL REVERSE CHARACTERISTICS

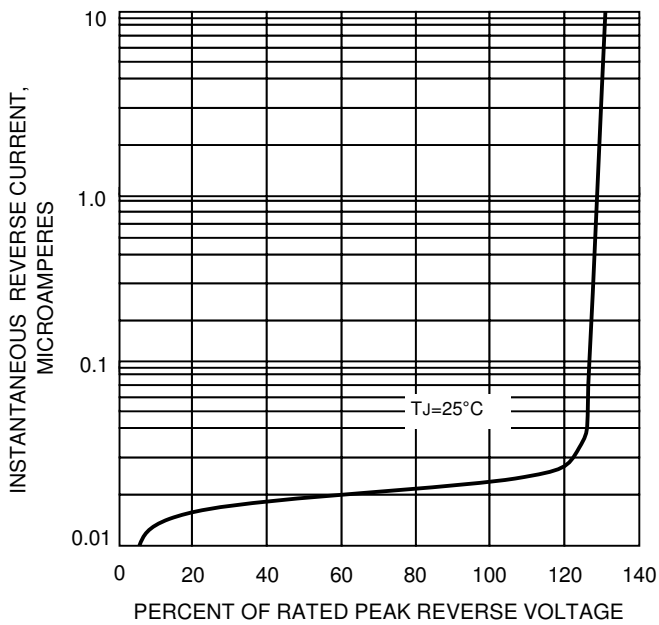


FIG.4-MAXIMUM FORWARD SURGE CURRENT

