

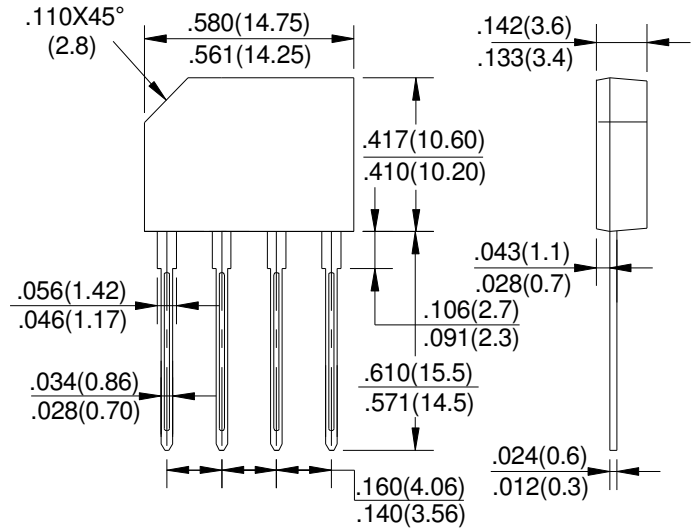
GLASS PASSIVATED BRIDGE RECTIFIERS

REVERSE VOLTAGE - 50 to 1000Volts
FORWARD CURRENT - 2.0 Amperes

FEATURES

- Surge overload rating - 60 amperes peak
- Ideal for printed circuit board
- Plastic material has underwriters laboratory flammability classification 94V-0
- Mounting position: Any

GBP



MAXIMUM RATINGS AND ELECTRICAL CHARACTERISTICS

Rating at 25°C ambient temperature unless otherwise specified.

Single phase, half wave ,60Hz, resistive or inductive load.

For capacitive load, derate current by 20%

CHARACTERISTICS	SYMBOL	GBP 2005	GBP 201	GBP 202	GBP 204	GBP 206	GBP 208	GBP 210	UNIT
Maximum Recurrent Peak Reverse Voltage	V _{RRM}	50	100	200	400	600	800	1000	v
Maximum RMS Bridge Input Voltage	V _{RMS}	35	70	140	280	420	560	700	v
Maximum DC Blocking Voltage	V _{DC}	50	100	200	400	600	800	1000	v
Maximum Average Forward Rectified Output Current @ T _A =50°C	I _(AV)	2.0							A
Peak Forward Surge Current 8.3ms Single Half Sine-Wave Super Imposed on Rated Load	I _{FSM}	60							A
Maximum Forward Voltage Drop Per Bridge Element at 2.0A Peak	V _F	1.1							v
Maximum Reverse Current at Rated DC Blocking Voltage Per Element	I _R	10.0							μA
Maximum Reverse Current at Rated DC Blocking Voltage Per Element T _J =100°C	I _R	1.0							mA
Operating Temperature Range	T _J	-55 to +150							°C
Storage Temperature Range	T _{STG}	-55 to +150							°C

FIG.1-FORWARD CURRENT DERATING CURVE

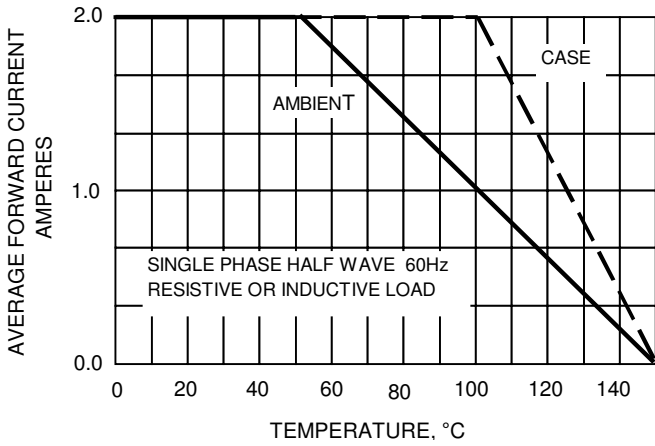


FIG.2-MAXIMUM NON-REPETITIVE SURGE CURRENT

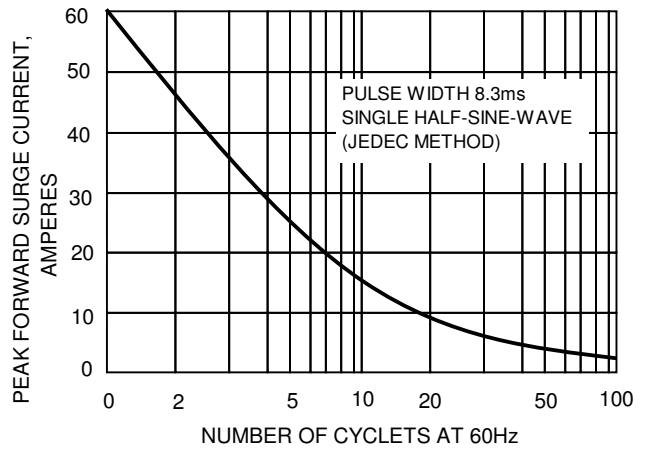


FIG.3-TYPICAL JUNCTION CAPACITANCE

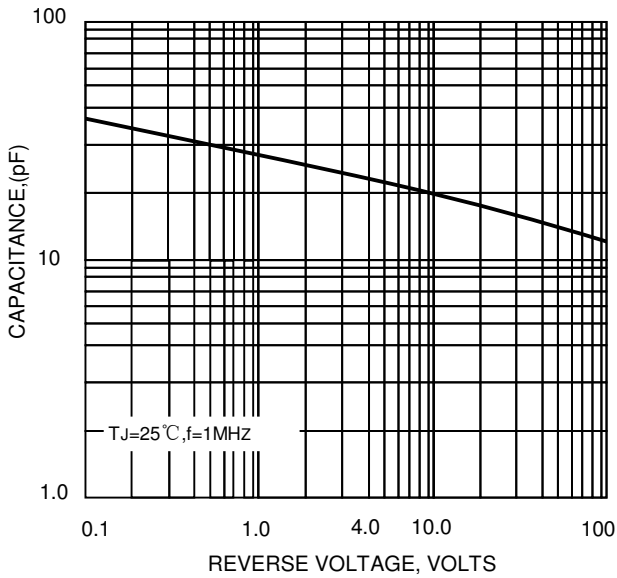


FIG.4-TYPICAL FORWARD CHARACTERISTICS

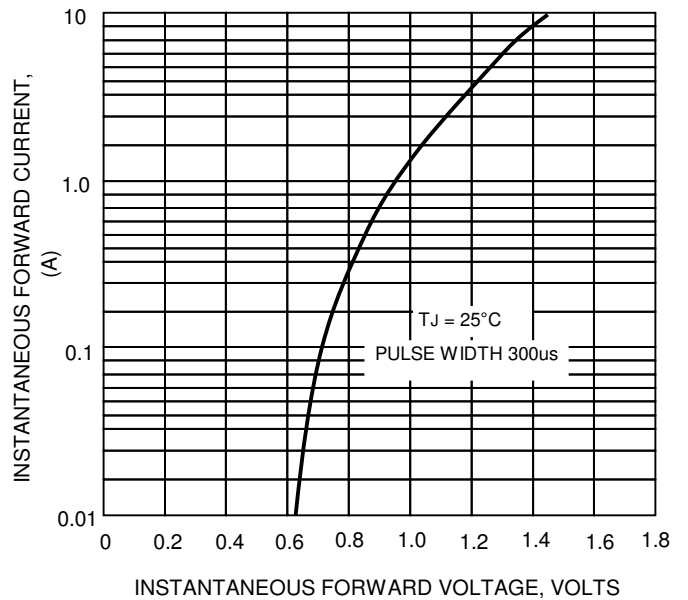


FIG.5-TYPICAL REVERSE CHARACTERISTICS

