

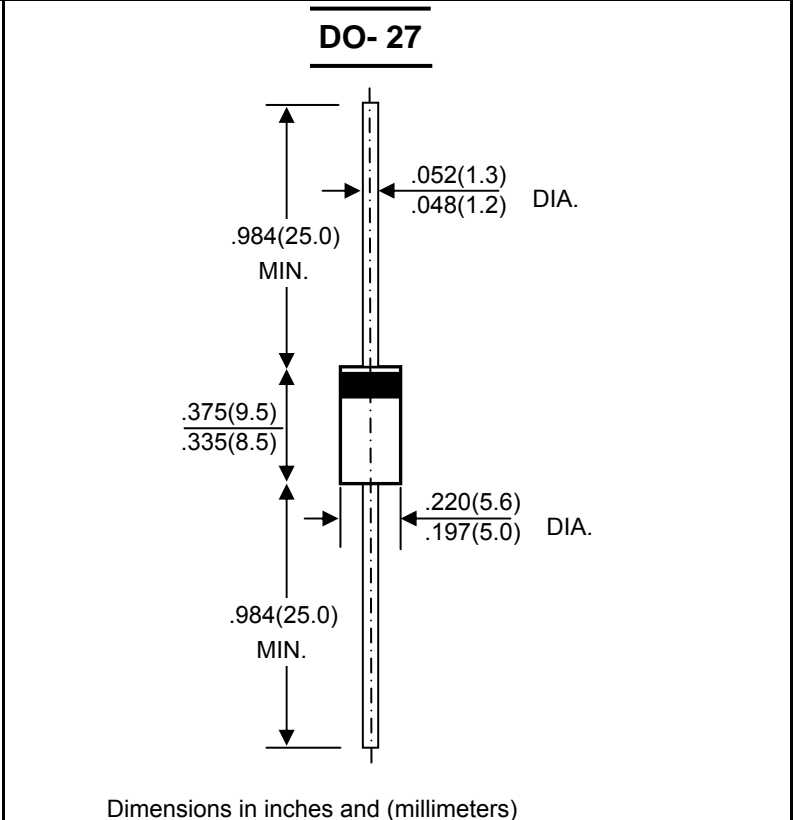
SCHOTTKY BARRIER RECTIFIERS	REVERSE VOLTAGE - 20 to 100 Volts FORWARD CURRENT - 3.0 Amperes
------------------------------------	--

FEATURES

- Metal-Semiconductor junction with guard ring
- Epitaxial construction
- Low forward voltage drop
- High current capability
- The plastic material carries UL recognition 94V-0
- For use in low voltage, high frequency inverters, free wheeling, and polarity protection applications

MECHANICAL DATA

- Case: JEDEC DO-27 molded plastic
- Polarity: Color band denotes cathode
- Weight: 0.04ounces , 1.1grams
- Mounting position: Any



MAXIMUM RATINGS AND ELECTRICAL CHARACTERISTICS

Rating at 25°C ambient temperature unless otherwise specified.
 Single phase, half wave ,60Hz, resistive or inductive load.
 For capacitive load, derate current by 20%

CHARACTERISTICS	SYMBOL	SR320	SR330	SR340	SR350	SR360	SR380	SR3100	UNIT
Maximum Recurrent Peak Reverse Voltage	V _{RRM}	20	30	40	50	60	80	100	V
Maximum RMS Voltage	V _{RMS}	14	21	28	35	42	56	70	V
Maximum DC Blocking Voltage	V _{DC}	20	30	40	50	60	80	100	V
Maximum Average Forward 0.375" (9.5mm) Lead Lengths (See Fig.1)	I <sub(av)< sub=""></sub(av)<>	3.0							A
Peak Forward Surge Current 8.3ms Single Half Sine-Wave Super Imposed on Rated Load (JEDEC Method)	I _{FSM}	80							A
Maximum Forward Voltage at 3.0A DC	V _F	0.55		0.7		0.85		V	
Maximum DC Reverse Current at Rated DC Blocking Voltage	I _R	1.0 20							mA
Typical Junction Capacitance (Note1)	C _J	250							pF
Typical Thermal Resistance (Note2)	R _{θJL}	20			10				°C/W
Operating Temperature Range	T _J	-55 to +150							°C
Storage Temperature Range	T _{STG}	-55 to +150							°C

NOTES: 1. Measured at 1.0 MHz and applied reverse voltage of 4.0V DC
 2. Thermal resistance junction to lead,

FIG. 1 – FORWARD CURRENT DERATING CURVE

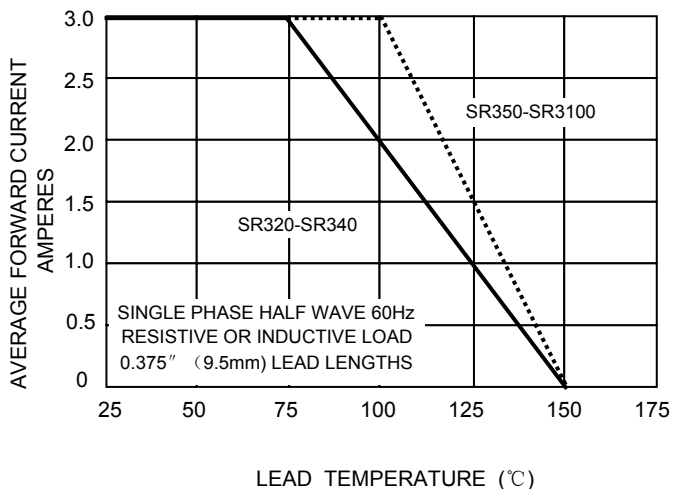


FIG. 2 – MAXIMUM NON-REPETITIVE SURGE CURRENT

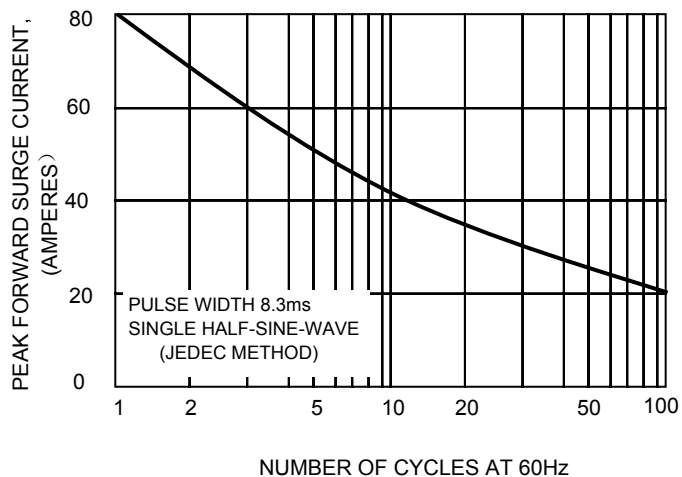


FIG.3 – TYPICAL JUNCTION CAPACITANCE

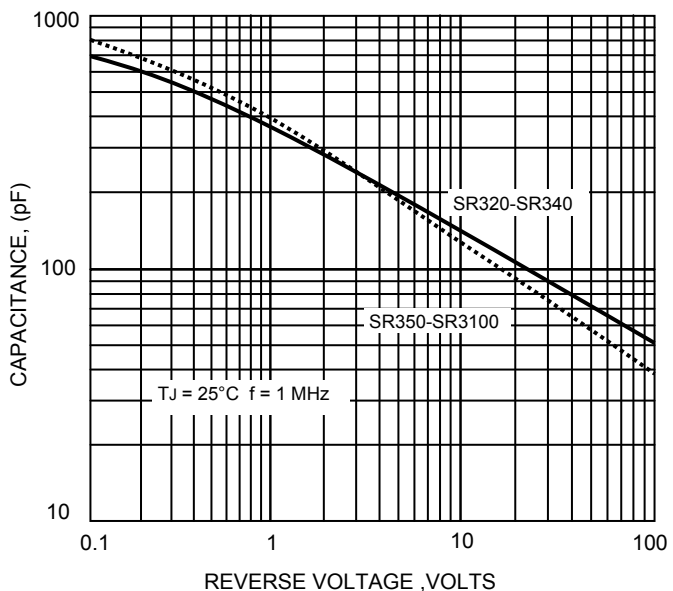


FIG.3-TYPICAL FORWARD CHARACTERISTICS

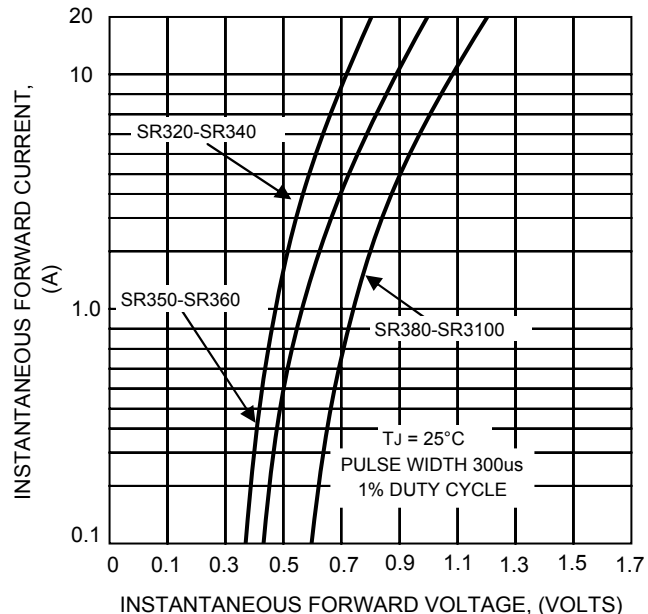


FIG.5-TYPICAL REVER CHARACTERISTICS

