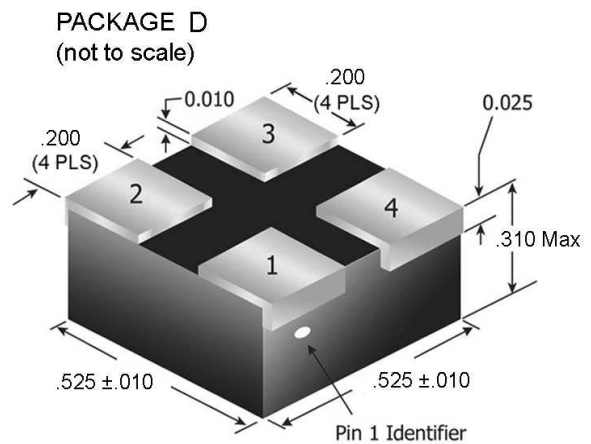
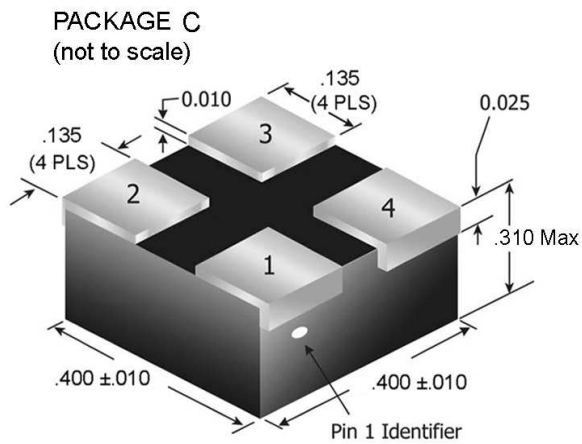
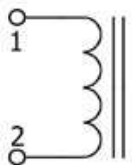


Drawing measurements are in inches



Drawing measurements are in inches



Pins 3 & 4 are N/C

UNLESS OTHERWISE SPECIFIED, DIMENSIONS ARE IN INCHES, TOLERANCES: ANGLES $\pm .5^\circ$, 2 PL DEC $\pm .03$, 3 PL DEC $\pm .010$

| | | | | |
|-------|--|-------------------------------------|---------------|---------|
| Drawn | | COAST/ACM | Customer: | |
| Q.A. | | | Customer P/N: | Rev. |
| Apvd | | Power Inductors 92000 series | C/ACM P/N: | Rev. NC |

