

# Customer Information Sheet

DRAWING No.: M80-709XXXX

SHEET 2 OF 2

IF IN DOUBT - ASK

©

NOT TO SCALE

THIRD ANGLE PROJECTION

ALL DIMENSIONS IN mm

ORDER CODE:

**M80-709XXXX**

TOTAL No. OF CONTACTS

27, 36, 45, 51, 63

FINISH:

01 = SELECTIVE GOLD

05 = GOLD

POTTING WALLS:

BLANK = POTTING WALLS

A = REMOVE POTTING WALLS

SPECIFICATION:

MATERIALS:

MOULDING = POLYAMIDE 46 UL94V-0

CLIP = BERYLLIUM COPPER

BODY = COPPER ALLOY

FINISH:

01 = 0.3µ GOLD BODY, 3.5µ 90/10 TIN/LEAD TAILS

05 = 0.3µ GOLD CLIP AND BODY

ELECTRICAL:

CURRENT RATING AT 25°C = 3.0A MAX

CURRENT RATING AT 85°C = 2.2A MAX

VOLTAGE PROOF = 360V AC/DC

CONTACT RESISTANCE (INITIAL) = 20mΩ MAX

CONTACT RESISTANCE (AFTER CONDITIONING) = 25mΩ MAX

INSULATION RESISTANCE (INITIAL) = 1000MΩ MIN

INSULATION RESISTANCE (AFTER CONDITIONING) = 100MΩ MIN

MECHANICAL:

DURABILITY = 500 OPERATIONS

INSERTION FORCE = 2.8N MAX, 1.0N MIN

WITHDRAWAL FORCE = 1.8N MAX, 0.2N MIN

ENVIRONMENTAL:

TEMPERATURE RANGE = -55°C TO +125°C

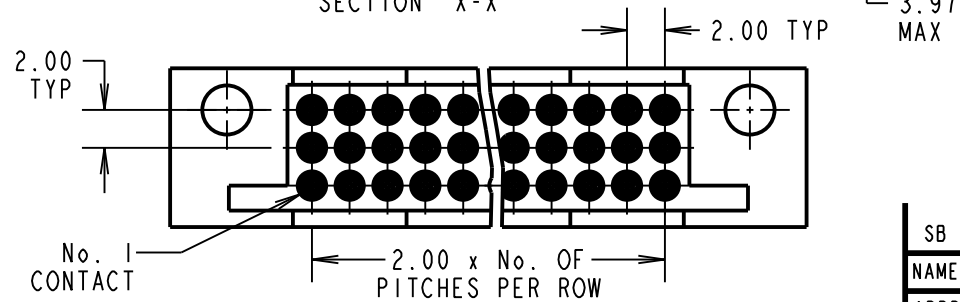
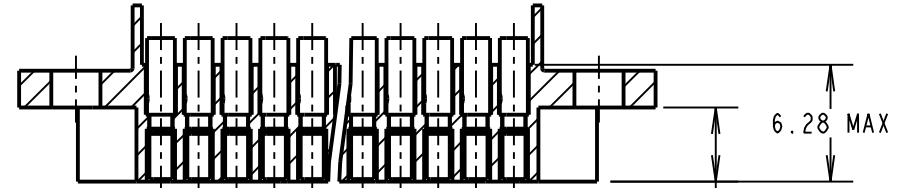
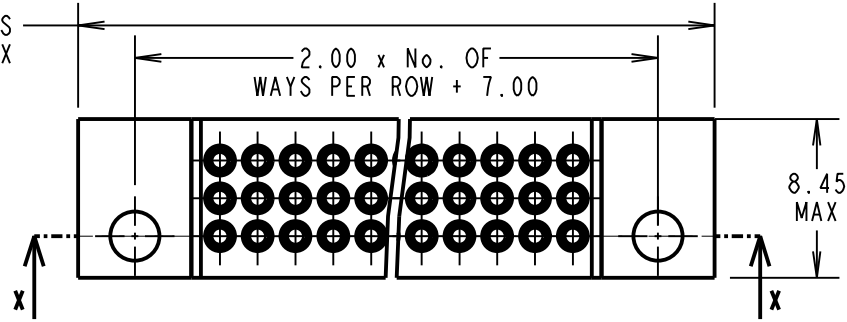

PACKING:

TRAYS

FOR COMPLETE SPECIFICATION, SEE COMPONENT SPECIFICATION CO17XX (LATEST ISSUE)

2.00 x No. OF WAYS  
PER ROW + 13.10 MAX

2.00 x No. OF  
WAYS PER ROW + 7.00



NOTES:

1. FROM No. 1 POSITION, CONTACTS NUMBERED IN SEQUENCE FROM RIGHT TO LEFT AND FROM BOTTOM ROW TO TOP ROW (LOOKING ON MATING FACE).
2. CONNECTOR SUPPLIED UN-ASSEMBLED.
3. RECOMMENDED WIRE TYPE = BS 36 210 PTFE INSULATED, 22AWG. MAX INSULATION DIAMETER =  $\varnothing$ 1.10mm. STRIP WIRE BY 2.00mm.
4. RECOMMENDED HAND CRIMP TOOL = M22520/2-01 WITH POSITIONER T5747. REFER TO TOOLING INSTRUCTION SHEET IS-01 FOR COMPLETE CRIMPING INSTRUCTIONS.
5. CONTACT INSERTION AND EXTRACTION TOOL = Z80-280. REFER TO TOOLING INSTRUCTION SHEET IS-25 FOR ASSEMBLY INSTRUCTIONS.

SB	6	22.07.11	11376
NAME	ISS.	DATE	C/NOTE
APPROVED: S.BENNETT			
CHECKED: M.G.PLESTED			
DRAWN: W. J. BOURNE			
CUSTOMER REF.:			
ASSEMBLY DRG:			

**HARWIN**

HARWIN USA  
TEL: 603 893 5376  
FAX: 603 893 5396  
mis@harwin.com

HARWIN Europe (UK)  
TEL: 023 9231 4545  
FAX: 023 9231 4590  
mis@harwin.co.uk

HARWIN Asia  
TEL: +65 6 779 4909  
FAX: +65 6 779 3868  
mis@harwin.com.sg

THIS DRAWING AND ANY INFORMATION OR DESCRIPTIVE MATTER SET OUT HEREON ARE CONFIDENTIAL AND COPYRIGHT PROPERTY OF THE HARWIN GROUP AND MUST NOT BE DISCLOSED, LOANED, COPIED OR USED FOR MANUFACTURING, TENDERING OR FOR ANY OTHER PURPOSE WITHOUT THEIR WRITTEN PERMISSION.

TOLERANCES

X. =  $\pm$ 1mm  
X.X =  $\pm$ 0.25mm  
X.XX =  $\pm$ 0.10mm  
X.XXX =  $\pm$ 0.01mm  
ANGLES =  $\pm$ 5°  
UNLESS STATED

MATERIAL:

SEE ABOVE

FINISH: SEE ABOVE

S/AREA: mm<sup>2</sup>

TITLE: 3-ROW DATAMATE  
FEMALE CRIMP SOCKET ASSY  
22 AWG (LARGE BORE)

DRAWING NUMBER:

**M80-709XXXX**

SHT  
2 OF 2