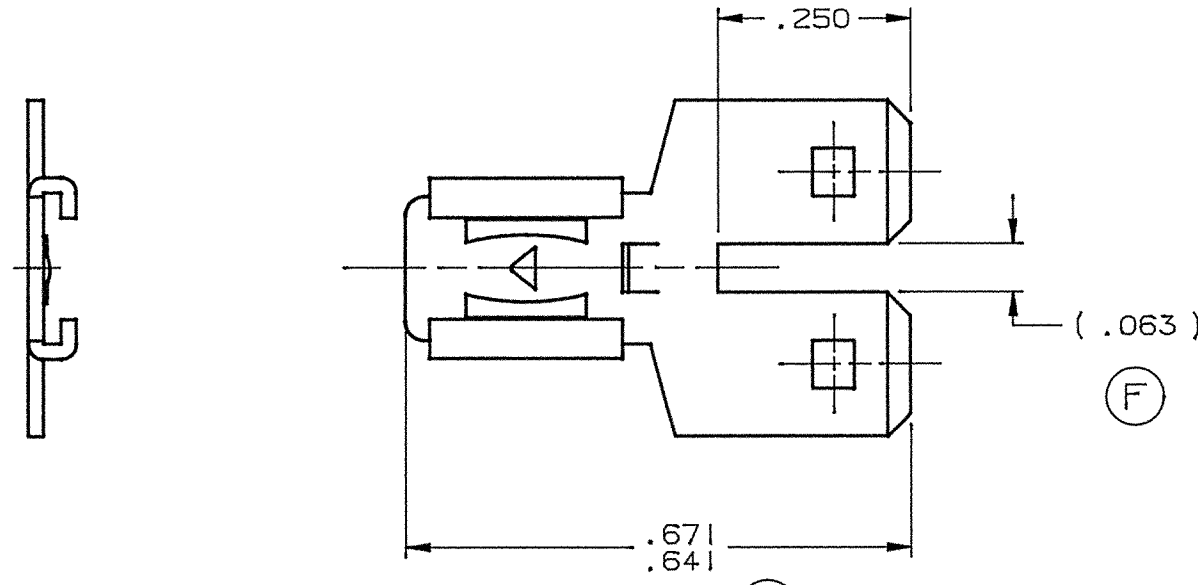


DEPT	
1	1
2	
3	
4	2
5	
6	
7	
8	
9	
10	
11	
12	
NC	
JZ	

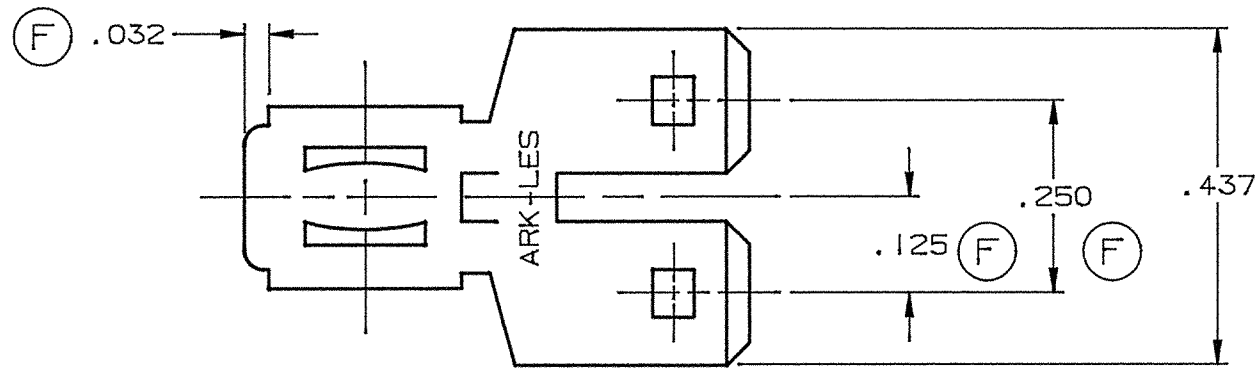
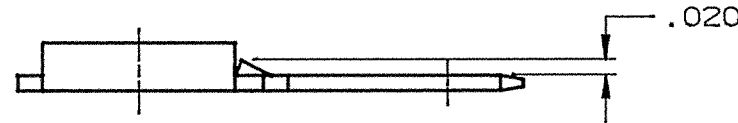
PART NAME: MALE & FEMALE TERMINAL

PART NO: 3500S41 /

PART NO.	MATERIAL	FINISH
3500S41	.020 THICK BRASS	ELECTRO-TIN PLATE
3500S41B		NONE
3500S41C		PRETINNED



- NOTES:
- 1. TO ACCEPT A .187 X .020 MALE TAB, AND TO MATE WITH (2) .187 X .020 FEMALE QUICK-CONNECT.
  - 2. ALL CORNERS SHOWN SHARP MAY HAVE A .010 MAXIMUM RADIUS.
  - 3. INSERTION AND WITHDRAWAL FORCES ARE TO COMPLY WITH UL 310.



**ARK-LES**  
**UNCONTROLLED**

			PROD. REL.	19816	10/8/97	PJD	TOLERANCES UNLESS OTHERWISE SPECIFIED:		
			QUOTE REL.	19816	10/8/97	PJD	DECIMALS ±.010	METRIC ±0.25mm	ANGLES ±1°
			DR:	R. TASTULA 12/10/97			MATERIAL: SEE TABLE		
H	REVISED PER ECR #11768	5/3/99	RT	CHK'D:	R.W.T. 5-6-99		FINISH: SEE TABLE		
G	3500S41C ADDED PER ECR #11752	4/26/99	RT	APP:	COR 5-6-99		PART NO: 3500S41 /		
F	REVISED & REDRAWN PER ECR #11407	12/10/97	RT	SUPERCEDES DWG. DATED: 1/27/84					
REV.	DESCRIPTION	DATE	DR.	SCALE: 4:1	CAD NO: BTX0001				