ARK-LES CORPORATION

DEPT	
1	1
2	
3	
4	3
5	
6	
7	
8	
9	
10	
11	
12	8
NC	
JZ	

PART NAME:

WELDING TERMINAL

PART NO: 3800M 21/

NOTES:
1. STRAIN RELIEVE WIRE GRIP AT TIME OF CRIMPING.
2. FOR LOOSE PIECE PARTS ADD SUFFIX "-1" TO PART NUMBER (i.e. 3800M 21-1).
3. FOR PARTS WITH PAPER INTERLEAVING, ADD SUFFIX "K" TO PART NO. (i.e. 3800M 21K).

PART NO.	TYPE	MATERIAL	FINISH	"A"
3800M 21	1	.020±.001 THICK STAINLESS STEEL #430 ANNEALED 75,000 MIN PSI TENSILE 50,000 MIN PSI YIELD 25% ELONGATION, (RB 75-85)	NONE	.014/.010
3800M 21A	1	.020±.001 THICK C.R. STEEL #1010/#1008 , #3 TEMPER	NICKEL PLATE PCS 1011	.014/.010
3800M 21ALP	1		NONE	.014/.010
3800M 21-2	2	.020±.001 THICK STAINLESS STEEL #430 ANNEALED 75,000 MIN PSI TENSILE 50,000 MIN PSI YIELD 25% ELONGATION, (RB 75-85)	NONE	.014/.010
3800M 21-2A	2	.020±.001 THICK C.R. STEEL #1010/#1008, #3 TEMPER	NICKEL PLATE PCS 1011	.014/.010
3800M 21-2ALP	2		NONE	.014/.010
3800M 21-2B	2		NICKEL PLATE PCS 1011	.007/.003
3800M 21-2BLP	2		NONE	.007/.003
Z 3800M 21J	1	.020±.001 THICK C.R. STEEL #1010/#1008 PRE-NICKEL PLATE PER PCS 1012	SEE MATERIAL	.014/.010

TYPE 1

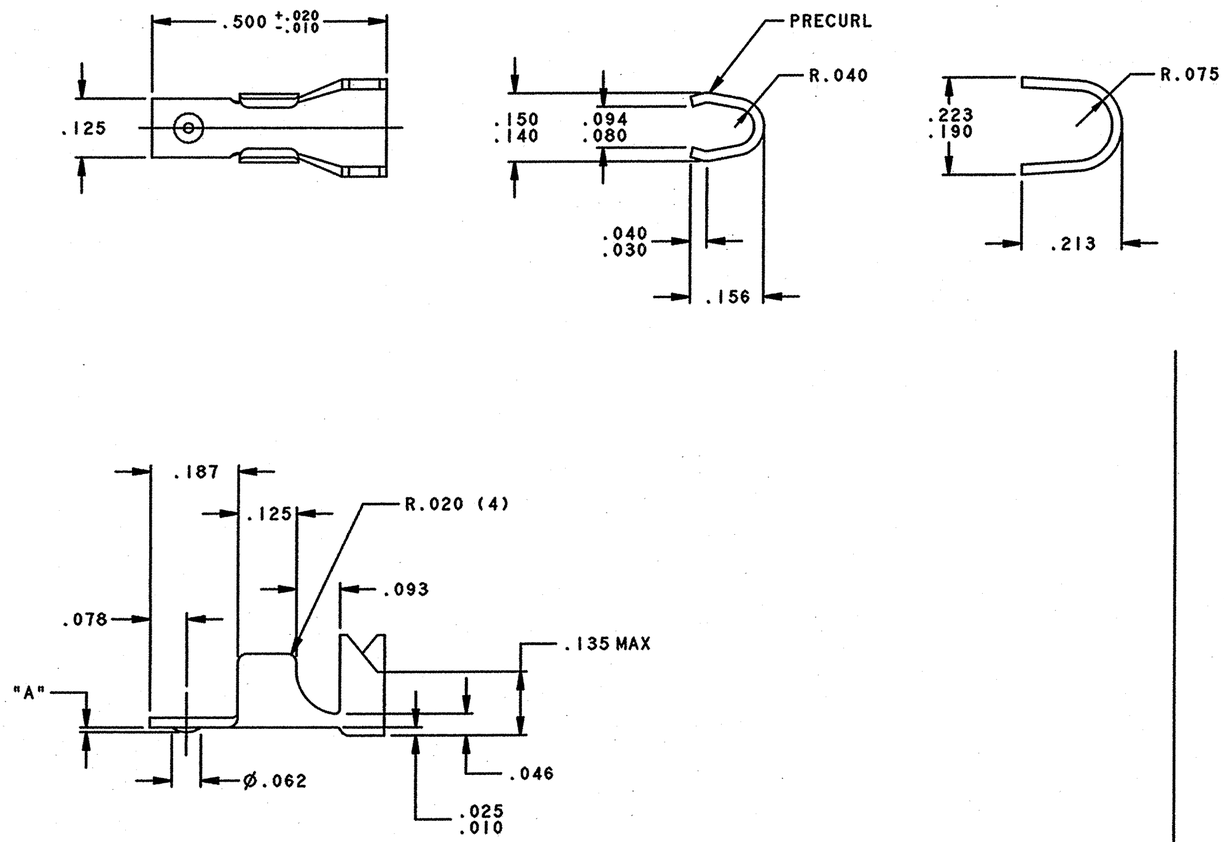

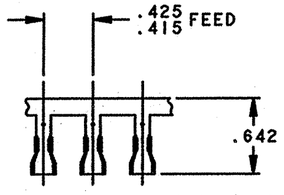

FABRICATED TERMINAL STRIP

SCALE 1=1

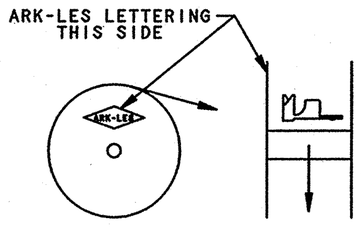

REELING DIAGRAM

(I.E. 3800M 21)

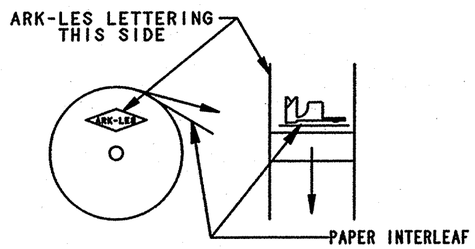

REELING DIAGRAM

(I.E. 3800M 21K)
WITH PAPER INTERLEAF

TYPE 2

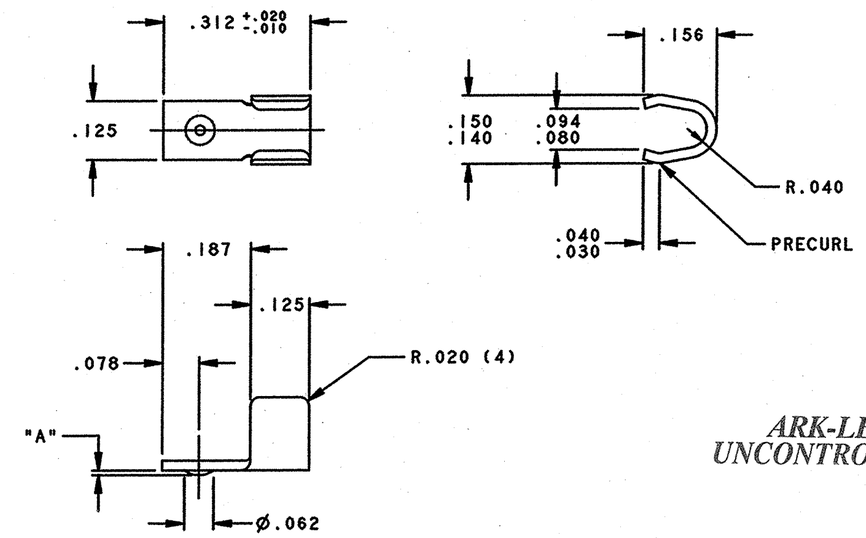

ARK-LES UNCONTROLLED

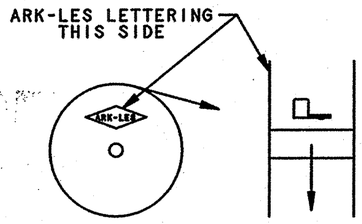

STANDARD REELING

(I.E. 3800M 21-2)

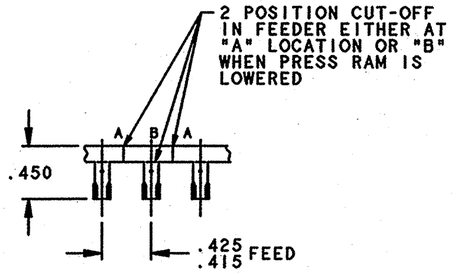

FABRICATED TERMINAL STRIP

SCALE 1=1

ORIGINAL IF RED

REV.	DESCRIPTION	DATE	DR.
AA	REV. PER ECR S000220	10/17/06	DON
Z	REVISED & REDRAWN PER ECR #10516	4/21/95	BJC

PROD. REL.	ECR 3571	12/14/81	RT
QUOTE REL.			
DR: B J CARUTHERS 4/21/95			
CHK'D: [signature] 10/24/06			
APP: [signature] 10/24/06			
SUPERCEDES DWG. DATED: 12/4/81			
SCALE: 4=1	CAD NO: 3800M_21-REVAA		

TOLERANCES UNLESS OTHERWISE SPECIFIED:
DECIMALS ±.010 METRIC ±0.25mm ANGLES ±1°

MATERIAL: SEE TABLE

FINISH: SEE TABLE

PART NO: 3800M 21/