

Customer Information Sheet

DRAWING No.: M80-712XXXX

SHEET 2 OF 2

IF IN DOUBT - ASK

©

NOT TO SCALE

THIRD ANGLE PROJECTION

ALL DIMENSIONS IN mm

SPECIFICATION:

MATERIALS:

MOULDING = POLYAMIDE 46 UL94V-0

CONTACTS = BRASS

FINISH:

POWER CONTACTS-

- 05 - 0.25 - 0.3µ 100% GOLD
- 22 - 0.75µ GOLD, 90/10 TIN/LEAD ON TAILS
- 42 - 0.75µ GOLD, 100% TIN ON TAILS

PIN CONTACTS-

- 05 - 0.25 - 0.3µ 100% GOLD
- 22 - 0.75µ GOLD, 3.0µ 90/10 TIN/LEAD ON TAILS
- 42 - 0.75µ GOLD, 3.0µ 100% TIN ON TAILS

ELECTRICAL:

CURRENT RATING AT 25°C = 3.0A MAX

CURRENT RATING AT 85°C = 2.2A MAX

VOLTAGE PROOF = 360V AC/DC

CONTACT RESISTANCE-

- INITIAL = 20mΩ MAX
- AFTER CONDITIONING = 25mΩ MAX

INSULATION RESISTANCE-

- INITIAL - 1000MΩ MIN
- AFTER CONDITIONING - 100MΩ MIN

MECHANICAL:

DURABILITY = 500 OPERATIONS

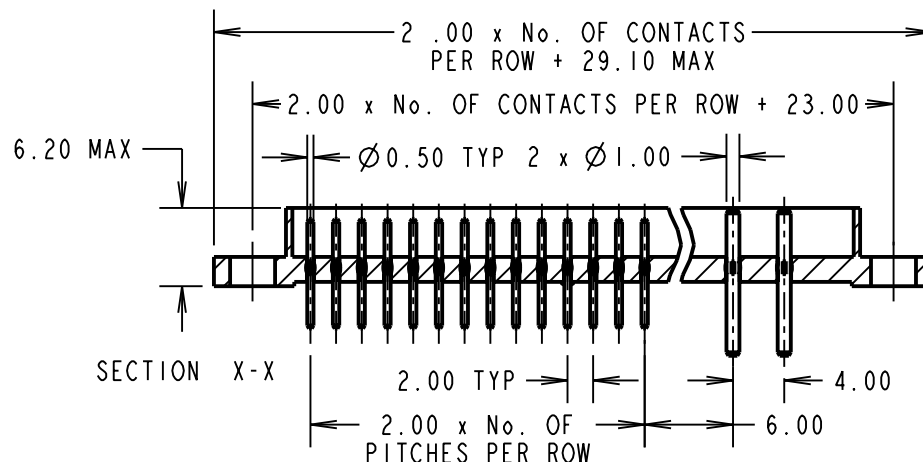
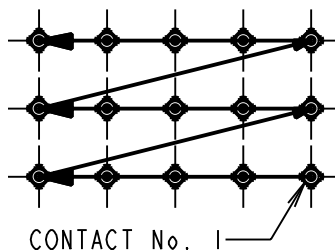
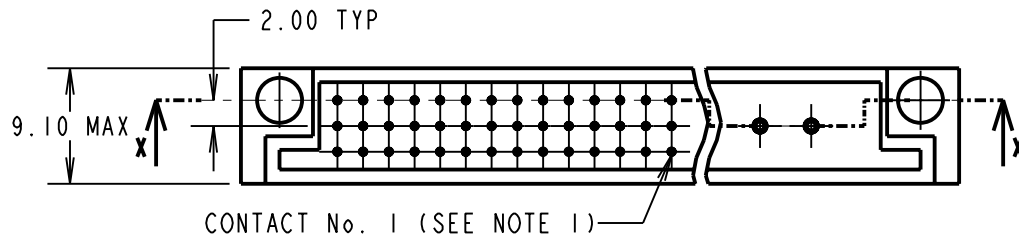
ENVIRONMENTAL:

TEMPERATURE RANGE = -55°C TO +125°C

PACKING:

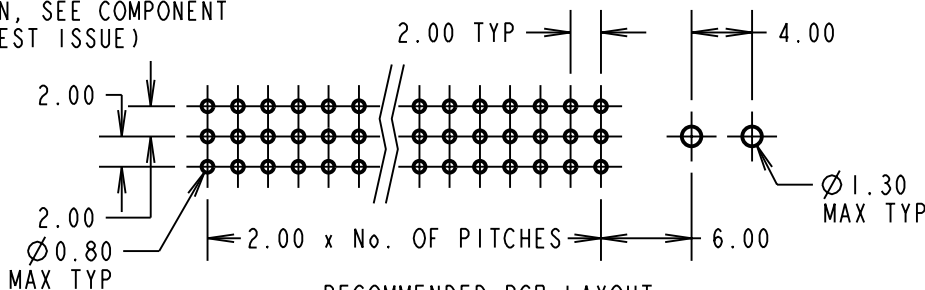
TRAYS

FOR COMPLETE SPECIFICATION, SEE COMPONENT SPECIFICATION C017XX (LATEST ISSUE)



NOTES:

1. FROM No. 1 POSITION, CONTACTS NUMBERED IN SEQUENCE FROM RIGHT TO LEFT AND FROM BOTTOM ROW TO TOP ROW (LOOKING ON MATING FACE).



ORDER CODE:

M80-712XXXX

TOTAL No OF CONTACTS (EXCLUDING POWER CONTACTS)
06, 15, 24, 30, 42

FINISH:

- 05 - GOLD
- 22 - SELECTIVE GOLD, TIN/LEAD
- 42 - SELECTIVE GOLD, 100% TIN

SM	8	25.06.10	10832
NAME	ISS.	DATE	C/NOTE
APPROVED: S. MCCULLAGH			
CHECKED: R. ADDE			
DRAWN: D. BECK			
CUSTOMER REF.:			
ASSEMBLY DRG:			

HARWIN

HARWIN USA TEL: 603 893 5376 FAX: 603 893 5396 mis@harwin.com	HARWIN Europe (UK) TEL: 023 9231 4545 FAX: 023 9231 4590 mis@harwin.co.uk	HARWIN Asia TEL: +65 6 779 4909 FAX: +65 6 779 3868 mis@harwin.com.sg
------------------------------------------------------------------------	------------------------------------------------------------------------------------	--------------------------------------------------------------------------------

THIS DRAWING AND ANY INFORMATION OR DESCRIPTIVE MATTER SET OUT HEREON ARE CONFIDENTIAL AND COPYRIGHT PROPERTY OF THE HARWIN GROUP AND MUST NOT BE DISCLOSED, LOANED, COPIED OR USED FOR MANUFACTURING, TENDERING OR FOR ANY OTHER PURPOSE WITHOUT THEIR WRITTEN PERMISSION.

TOLERANCES
X. = ±1mm
X.X = ±0.25mm
X.XX = ±0.10mm
X.XXX = ±0.01mm
ANGLES = ±5°
UNLESS STATED

MATERIAL:
SEE ABOVE
FINISH:
SEE ABOVE
S/AREA: mm²

TITLE: 3-ROW 2mm PITCH CONNECTOR, MALE STRAIGHT P.C. TAILS + POWER CONTACTS
DRAWING NUMBER: M80-712XXXX
SHT 2 **OF** 2