

Customer Information Sheet

DRAWING No.: M80-719XXXX

IF IN DOUBT - ASK

©

NOT TO SCALE

THIRD ANGLE PROJECTION

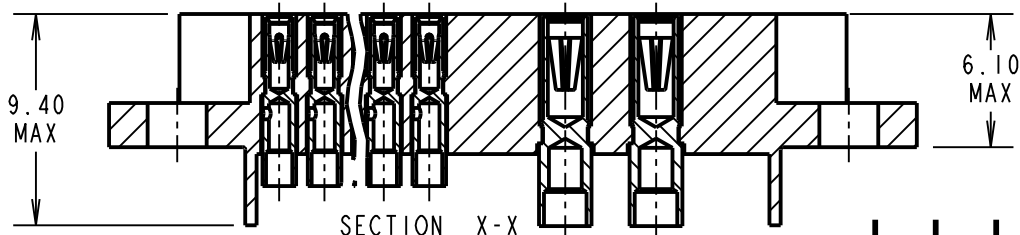
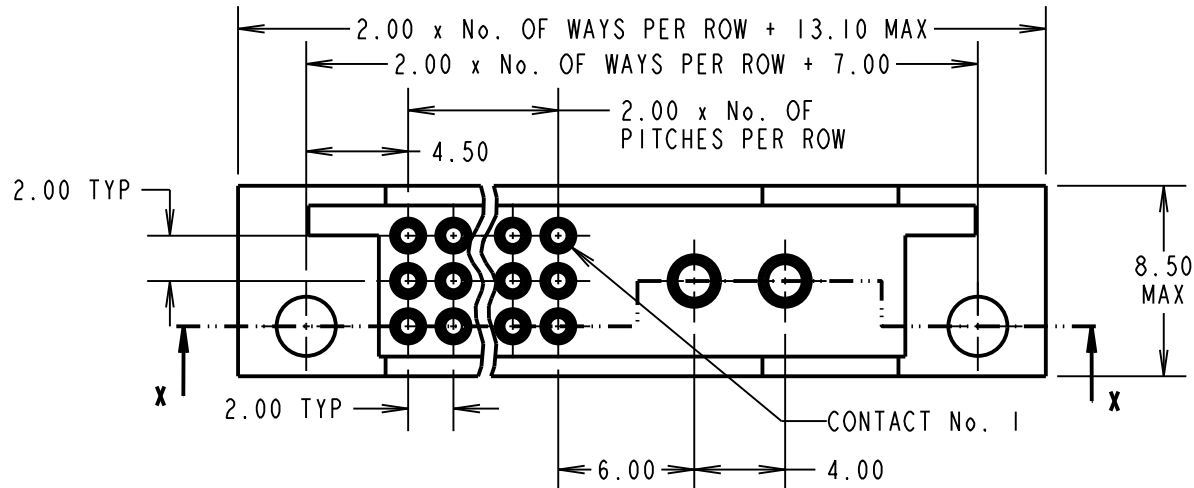
ALL DIMENSIONS IN mm

ORDER CODE
M80-719XXXX

No. OF CONTACTS: _____
06, 15, 24, 30, 42

FINISH: _____
01 = TIN BODY, GOLD CLIP
05 = GOLD BODY, GOLD CLIP

POTTING WALLS: _____
BLANK = POTTING WALLS
A = REMOVE POTTING WALLS



SPECIFICATIONS:

MATERIALS:
MOULDING = POLYAMIDE 46 UL94V-0
CLIP = BERYLLIUM COPPER
SHELL = COPPER ALLOY

FINISH:
01 = 0.30µ GOLD CLIP, 3.5µ 100% TIN OVER NICKEL BODY
05 = 0.25 - 0.30µ GOLD BOY, 0.30µ GOLD CLIP

ELECTRICAL:
CURRENT RATING AT 25°C = 3.0A MAX (SIGNAL), 15.0A MAX (POWER)
CURRENT RATING AT 85°C = 2.2A MAX (SIGNAL), 11.0A MAX (POWER)
VOLTAGE PROOF = 360V AC/DC

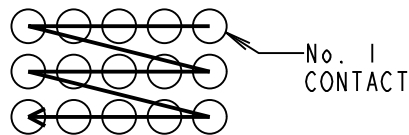
CONTACT RESISTANCE:
INITIAL = 20mΩ MAX
AFTER CONDITIONING = 25mΩ MAX

INSULATION RESISTANCE:
INITIAL = 1000MΩ MIN
AFTER CONDITIONING = 100Ω MIN

MECHANICAL:
DURABILITY = 500 OPERATIONS
INSERTION FORCE = 2.8N MAX, 1.0N MIN
WITHDRAWAL FORCE = 1.8N MAX, 0.2N MIN

ENVIRONMENTAL:
TEMPERATURE RANGE = -55°C TO +125°C

PACKING:
TRAYS
FOR COMPLETE SPECIFICATION, SEE COMPONENT SPECIFICATION CO17XX (LATEST ISSUE)



SEE NOTE 1

NOTES:

- FROM No. 1 POSITION, CONTACTS NUMBERED IN SEQUENCE FROM RIGHT TO LEFT AND FROM BOTTOM ROW TO TOP ROW.
- FOR EXTRA SIGNAL CONTACTS, USE PART NUMBER M80-0110005 FOR M80-719XX05 AND M80-0110001 FOR M80-719XX01.
- FOR EXTRA POWER CONTACTS, USE PART NUMBER M80-0550005 FOR M80-719XX05 AND M80-0550001 FOR M80-719XX01.
- CRIMP CONTACTS TO BE SUPPLIED LOOSE.
- RECOMMENDED HAND CRIMP TOOL = M22520/2-01 WITH POSITIONER T5747. REFER TO TOOLING INSTRUCTION SHEET IS-01 FOR COMPLETE CRIMPING INSTRUCTIONS.
- CONTACT INSERTION AND EXTRACTION TOOL = Z80-280. REFER TO TOOLING INSTRUCTION SHEET IS-25 FOR ASSEMBLY INSTRUCTIONS.

SB	7	22.07.11	11376
NAME	ISS.	DATE	C/NOTE
APPROVED:		S.BENNETT	
CHECKED:		M.G.PLESTED	
DRAWN:		W. J. BOURNE	
CUSTOMER REF.:			
ASSEMBLY DRG:			

HARWIN

HARWIN USA
TEL: 603 893 5376
FAX: 603 893 5396
mis@harwin.com

HARWIN Europe (UK)
TEL: 023 9231 4545
FAX: 023 9231 4590
mis@harwin.co.uk

HARWIN Asia
TEL: +65 6 779 4909
FAX: +65 6 779 3868
mis@harwin.com.sg

THIS DRAWING AND ANY INFORMATION OR DESCRIPTIVE MATTER SET OUT HEREON ARE CONFIDENTIAL AND COPYRIGHT PROPERTY OF THE HARWIN GROUP AND MUST NOT BE DISCLOSED, LOANED, COPIED OR USED FOR MANUFACTURING, TENDERING OR FOR ANY OTHER PURPOSE WITHOUT THEIR WRITTEN PERMISSION.

TOLERANCES
X. = ±1mm
X.X = ±0.25mm
X.XX = ±0.10mm
X.XXX = ±0.01mm
ANGLES = ±5°
UNLESS STATED

MATERIAL:
SEE ABOVE
FINISH: SEE ABOVE
S/AREA: mm²

TITLE: 3-ROW DATAMATE FEMALE CRIMP + POWER SOCKET ASSEMBLY - 22AWG (LARGE BORE)
DRAWING NUMBER: M80-719XXXX
SHT 2 OF 2