

Features

- ◆ Compact AC/DC power supply modules
- ◆ Fully encapsulated plastic package
- ◆ Universal input 85–264 VAC, 50/60 Hz
- ◆ High efficiency
- ◆ Low ripple and noise
- ◆ Overload protection
- ◆ EMI meets EN 55022, class B and FCC, level B
- ◆ 3 package styles available:
 - for PCB Mount with solder pins
 - for chassis mount with FASTON-tabs
 - for chassis mount with screw terminals
- ◆ 3-year product warranty



The TMS series switching power supplies offers high power density in a low profile package. This makes these modules the best choice for all space critical applications. A further feature is the easy installation provided by flexible connection systems (solderpins, terminalblock, FASTON tabs).

EMC specifications and compliance with international safety standards qualify the product for worldwide use. SMD construction and industrial quality grade components guarantee a high reliability of these power modules.

Models

Order Code			Output Power	Output 1	Output 2
PCB-mounting with solder pins	Chassis mounting with FASTON tabs	Chassis mounting with screw terminals			
TMS 06105 TMS 06112 TMS 06115 TMS 06124 TMS 06212 TMS 06215			6 Watt	5 VDC/1200 mA 12 VDC/500 mA 15 VDC/400 mA 24 VDC/250 mA +12 VDC/250 mA +15 VDC/200 mA	-12 VDC/250 mA -15 VDC/200 mA
TMS 10105 TMS 10112 TMS 10115 TMS 10124 TMS 10212 TMS 10215	TMS 10105F TMS 10112F TMS 10115F TMS 10124F TMS 10212F TMS 10215F		10 Watt	5 VDC/2000 mA 12 VDC/900 mA 15 VDC/700 mA 24 VDC/450 mA +12 VDC/450 mA +15 VDC/350 mA	-12 VDC/450 mA -15 VDC/350 mA
TMS 15105 TMS 15112 TMS 15115 TMS 15124 TMS 15212 TMS 15215	TMS 15105F TMS 15112F TMS 15115F TMS 15124F TMS 15212F TMS 15215F	TMS 15105C TMS 15112C TMS 15115C TMS 15124C TMS 15212C TMS 15215C	15 Watt	5 VDC/3000 mA 12 VDC/1300 mA 15 VDC/1000 mA 24 VDC/650 mA +12 VDC/ 650 mA +15 VDC/ 500 mA	-12 VDC/650 mA -15 VDC/500 mA
TMS 25105 TMS 25112 TMS 25115 TMS 25124 TMS 25212 TMS 25215	TMS 25105F TMS 25112F TMS 25115F TMS 25124F TMS 25212F TMS 25215F	TMS 25105C TMS 25112C TMS 25115C TMS 25124C TMS 25212C TMS 25215C	25 Watt*	5 VDC/4600 mA 12 VDC/2000 mA 15 VDC/1600 mA 24 VDC/1000 mA +12 VDC/1000 mA +15 VDC/800 mA	-12 VDC/1000 mA -15 VDC/800 mA

* 10 % power reduction at 115 VAC operation

Input Specifications

Input voltage range	85 – 264 VAC (110–375 VDC)
Input frequency	47 – 63 Hz
External fuse (required)	1 A slow blow type (recommendation)

Output Specifications

Voltage set accuracy	±2 %
Regulation	<ul style="list-style-type: none"> – Input variation – Load variation (10–90%)
	0.4 % max. single output models: 1 % max. dual output models: 2 % typ./5 % max. (symmetric load)
Ripple and noise (20Mhz bandwidth)	100 mV pp typ.
Overload protection by current limit at	>130 % Inom. foldback, automatic recovery (long term short circuit operation may cause damage to the unit)

General Specifications

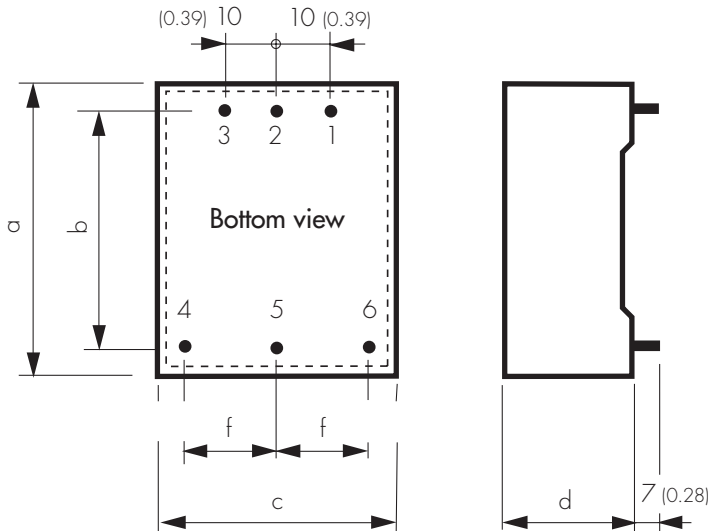
Temperature ranges	<ul style="list-style-type: none"> – Operating – Case temperature – Storage (non operating) 	–25°C to +60°C ambient temp. max. +90°C max. –25°C to +105°C
Derating	5 Vout models: all other models:	2.5 %/°K above +40°C 5 %/°K above +50°C
Temperature coefficient		0.02 %/°C
Efficiency		78 % typ.
Humidity (non condensing)		85 % rel max.
Switching frequency		100 kHz typ.
Hold-up time	<ul style="list-style-type: none"> – Vin = 115 VAC – Vin = 230 VAC 	20 ms typ. 100 ms typ.
I/O isolation voltage		3'000 VAC
Leakage current		0.3 mA RMS typ./230 VAC/50 Hz
EMI/RFI conducted		EN 55022, level B, FCC Part 15 level B
EMC compliance	<ul style="list-style-type: none"> – Electrostatic discharge ESD – RF field susceptibility – Electrical fast transients/bursts on mainsline – Surge 	IEC/EN 61000-4-2 level 3 6 kV/8 kV IEC/EN 61000-4-3 10 V/m IEC/EN 61000-4-4 level 3 2 kV IEC/EN 61000-4-5 level 3 1 kV/2 kV
Safety standards		UL 60950-1, IEC/EN 60950-1
Safety approvals	<ul style="list-style-type: none"> – UL/cUL 60950-1 – CB report (IEC 60950-1, 2nd edition) 	www.ul.com -> certifications -> File e141988 www.tracopower.com/products/tms06-cb.pdf www.tracopower.com/products/tms10-cb.pdf www.tracopower.com/products/tms15-cb.pdf www.tracopower.com/products/tms25-cb.pdf
Environmental compliance	<ul style="list-style-type: none"> – Reach – RoHS 	www.tracopower.com/products/tms-reach.pdf RoHS directive 2011/65/EU
Casing material		CELANEX (UL 94V-0 rated)
Reliability, calculated MTBF (MIL-HDBK-217F, at +25°C, ground benign)		>250'000 h

All specifications valid at nominal input voltage, full load and +25°C after warm-up time unless otherwise stated.

Outline Dimensions

PCB-mounting with solder pins

TMS 6/10/15 Models

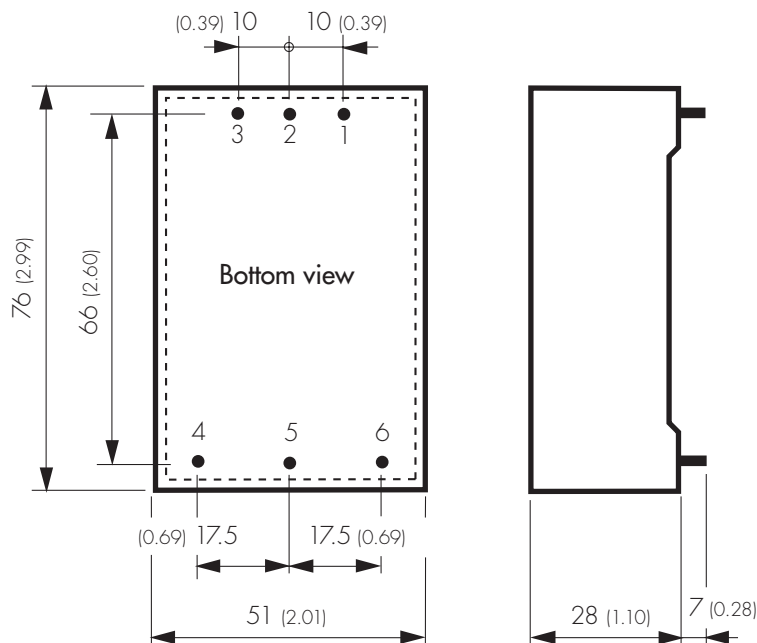


Pin diameter $\varnothing 1.0 \pm 0.1$ (0.04 \pm 0.004)

Pin Out			
	TMS 6	TMS 10	TMS 15
a	50 (1.97)	55 (2.17)	64 (2.52)
b	42 (1.65)	47 (1.85)	54 (2.13)
c	40 (1.57)	45 (1.77)	45 (1.77)
d	20 (0.79)	24 (0.94)	24 (0.94)
f	15.5 (0.61)	17.5 (0.69)	17.5 (0.69)

Weight **TMS 6:** 45 g (1.6 oz)
 TMS 10: 75 g (2.7 oz)
 TMS 15: 95 g (3.4 oz)
 TMS 25: 135 g (4.8 oz)

TMS 25 W Models



Pin diameter $\varnothing 1.0 \pm 0.1$ (0.04 \pm 0.004)

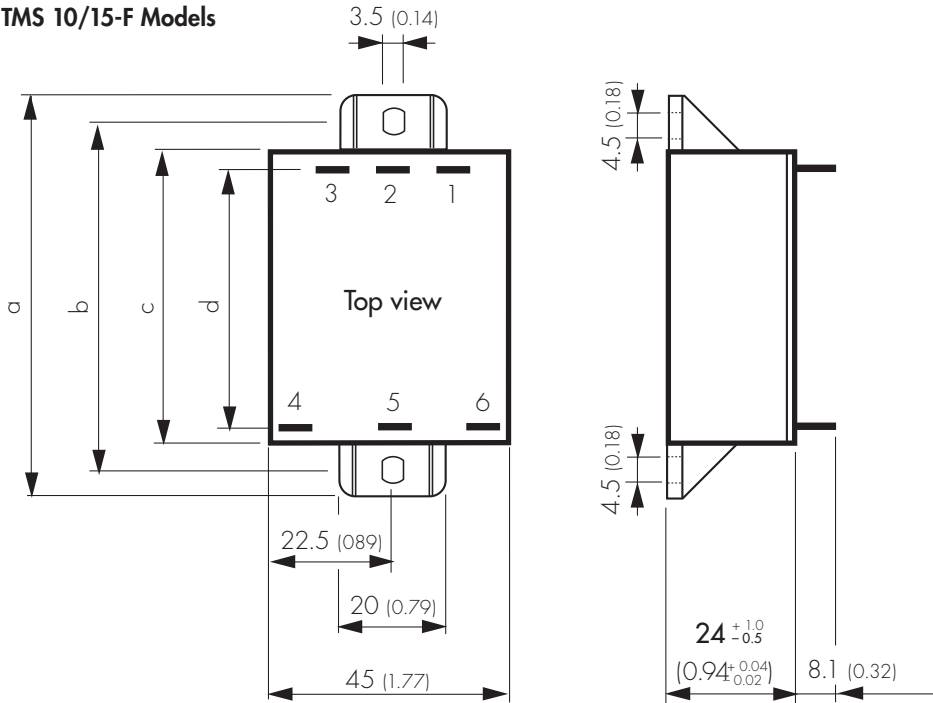
Pin Out		
Pin	Single	Dual
1	-V out	-V out
2	No pin	Common
3	+V out	+V out
4	AC in	AC in
5	AC in	AC in
6	FG	FG

FG = field ground

Outline Dimensions

Chassis mounting with FASTON- abs

TMS 10/15-F Models

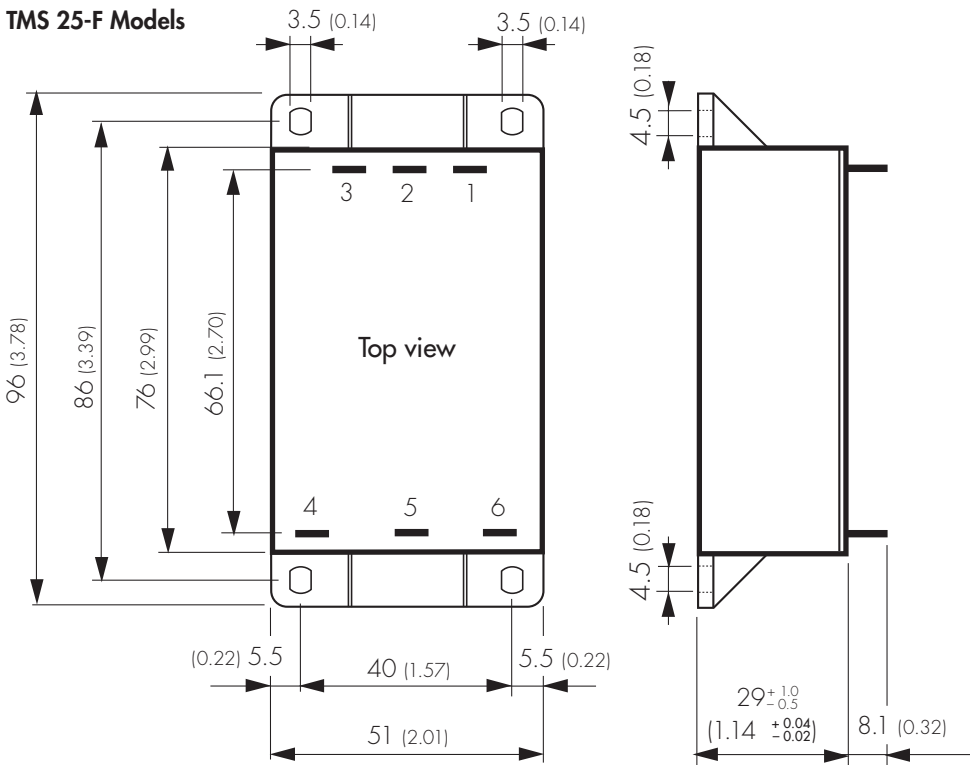


Faston no 187 / 4.75 x 0.51mm (0.187 x 0.02)

Pin Out		
	TMS 10	TMS 15
a	75 (2.95)	84 (3.31)
b	65 (2.56)	74 (2.91)
c	55 (2.17)	64 (2.52)
d	47.6 (1.87)	55.1 (2.17)

Weight TMS 10-F: 80 g (2.8 oz)
TMS 15-F: 100 g (3.5 oz)
TMS 25-F: 150 g (5.3 oz)

TMS 25-F Models



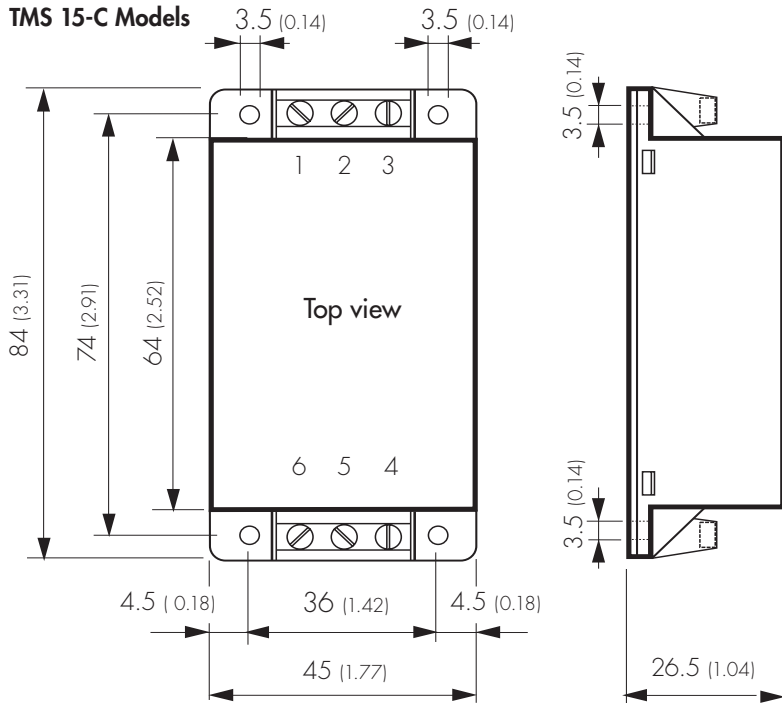
Faston no 187/4.75 x 0.51mm (0.187 x 0.02)

Pin Out		
Pin	Single	Dual
1	-V out	-V out
2	No Tab	Common
3	+V out	+V out
4	AC in	AC in
5	AC in	AC in
6	FG	FG

FG = field ground

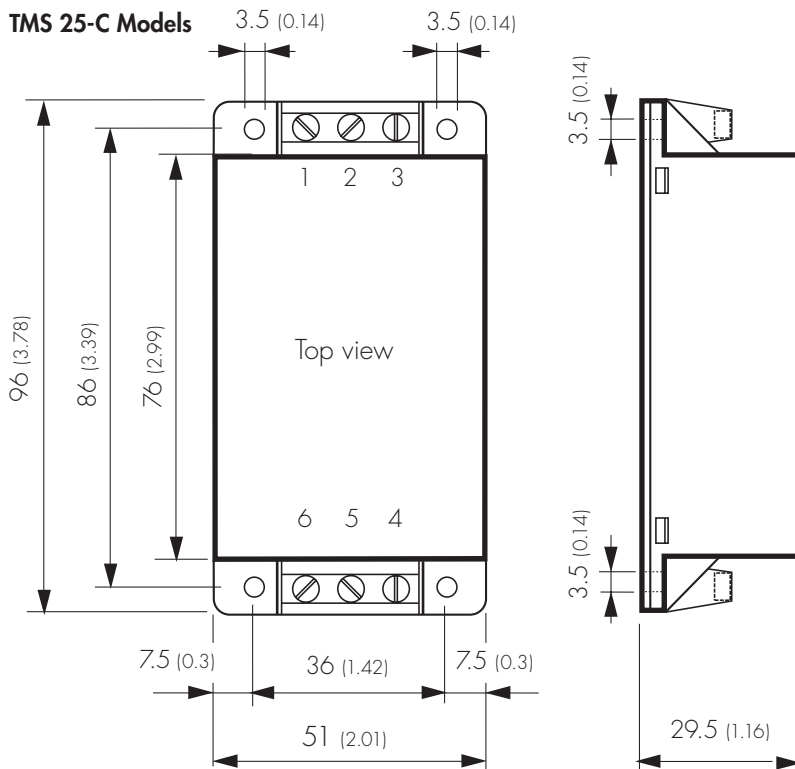
Outline Dimensions

Chassis mounting with screw terminals



Weight TMS 15-C: 105 g (3.7 oz)
TMS 25-C: 165 g (5.8 oz)

Input and output screw terminal block: GMKDS 1.5/3-7.62 (Phoenix)



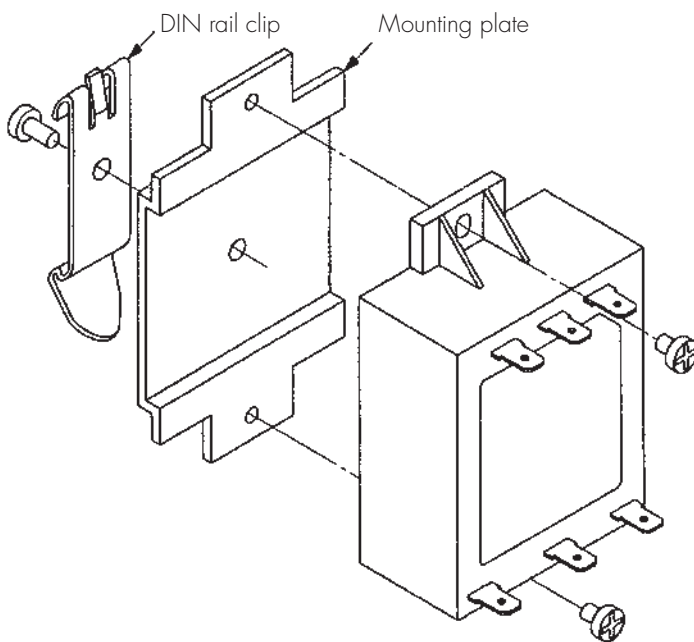
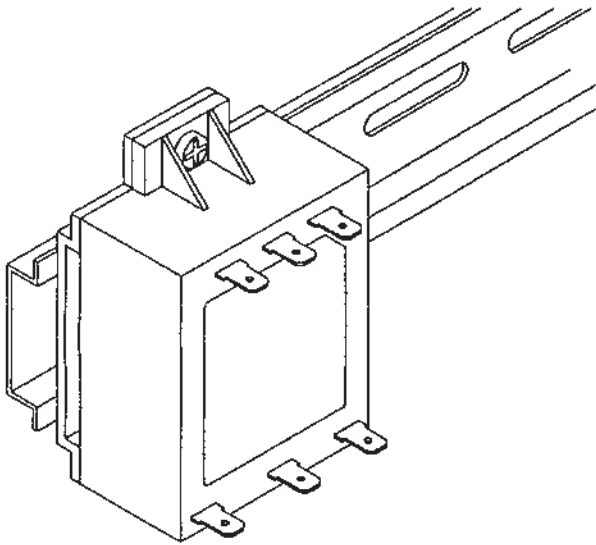
Pin Out		
Pin	Single	Dual
1	-V out	-V out
2	No function	Common
3	+V out	+V out
4	AC in	AC in
5	AC in	AC in
6	FG	FG

FG = field ground

Input and output screw terminal block: GMKDS 1.5/3-7.62 (Phoenix)

Dimensions in [mm], () = Inches
Tolerances = 0.5mm (0.02)

DIN-Rail Mount



Order Code		
Mounting kit for:	FASTON tabs version	Screw terminals version
TMS 10 models	TMS-DM10	---
TMS 15 models	TMS-DM15	TMS-DM15C
TMS 25 models	TMS-DM25	TMS-DM25C

Mounting kit contains mounting plate, clip and screws

Specifications can be changed any time without notice.