

DPL/DPN-Series Inclinometer



- Dual axis inclinometer module
- Measurement range $\pm 2^\circ$ up to $\pm 30^\circ$
- Digital and analogue output signal
- High accuracy
- Digital filtering
- OEM use

DESCRIPTION

The **DPL/DPN-Series** is modern SMD technology based small board-level dual axis inclinometer applying conductive technology. A high-speed microcontroller implements linearization and temperature compensation routines, thus providing excellent accuracy over the full operating temperature range. The DPL / DPN series inclinometer is available with both fully compensated digital output TTL/RS 232 and/or analogue voltage output 0.3 to 4.7V. A programmable digital software filter allows the reduction of shock- and vibration influences during operation for optimal measurement results.

FEATURES

- PCB level
- High accuracy
- Fast response time
- High resolution
- Digital output RS 232
- Analogue output 0.3...4.7V
- Programmable digital filtering to minimized influences of shock and vibration
- Programmable zero point, output rate, etc.

APPLICATIONS

- Platform leveling
- Road construction machines
- Drilling machines
- Weighing systems
- Mobile and stationary cranes
- Hydraulic leveling
- Building control
- Wind power

DPL/DPN-Series Inclinometer

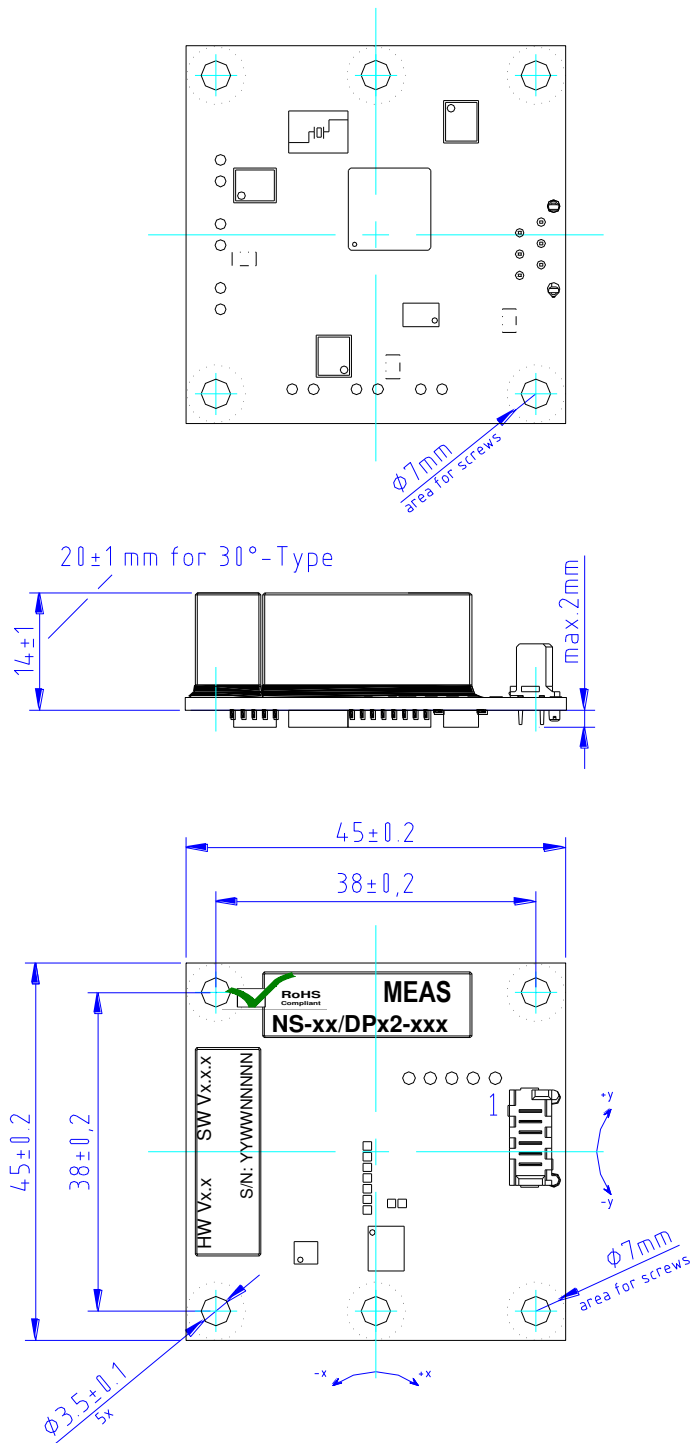
PERFORMANCE SPECIFICATIONS

	Conditions	Min	Type	Max	Unit
Measurement ranges		-2,-5,-10-15,-30		+2,+5,+10,+15+30	°
Resolution			0.001		°
Accuracy (absolute), type 2°	Ta = +25°C, -40°C ...+85°C	0.05		0.15	°
Accuracy (absolute), type 5°	Ta = +25°C, -40°C ...+85°C	0.05		0.15	°
Accuracy (absolute), type 10°	Ta = +25°C, -40°C ...+85°C	0.06		0.15	°
Accuracy (absolute), type 15°	Ta = +25°C, -40°C ...+85°C	0.06		0.25	°
Accuracy (absolute), type 30°	Ta = +25°C, -40°C ...+85°C	0.17		0.8	°
Offset temperature drift error	Ta = +25°C		0.05		°
Digital output rate (1)	TTL,RS232,SPI	0.5	10	25	Hz
Noise RMS			0.001		°
Analogue voltage output		0.3		4.7	V
Current consumption			8	15	mA
Power supply (2)	DPL2 series		5		VDC
Power supply (3)	DPN2 series	7		30	VDC
Operation temperature range		-40		+85	°C
Storage temperature range		-40		+85	°C
Weight			20		g
Dimensions (4)	W x D x H		45 x 45	x 14(20)	mm

- (1) programmable
- (2) only for series NS-xx/DPL2-xxx
- (3) only for series NS-xx/DPN2-xxx
- (4) H=20mm the 30° unit only

DPL/DPN-Series Inclinometer

DIMENSIONS [MM]

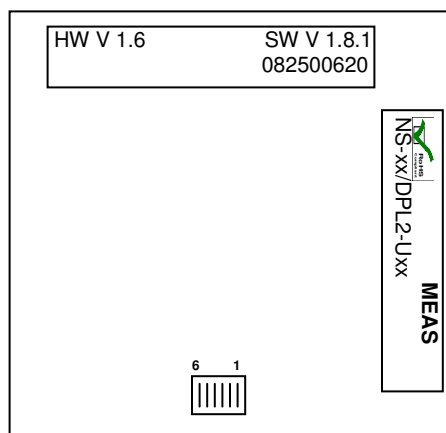


DPL/DPN-Series Inclinomometer

PINNING - UNIT WITH UART /TTL INTERFACE

Unit NS-xx/DPL2-Uxx

Pin	Name	Description	Type
1	Vcc	Positive power supply +5VDC	Supply , input
2	RxD	UART input signal (TTL-level)	Input 1
3	GND	Negative power supply, ground output signal analogue/digital	Supply , input
4	N.C.	Not connected	-
5	N.C.	Not connected	-
6	TxD	UART output signal (TTL-level)	Output 1



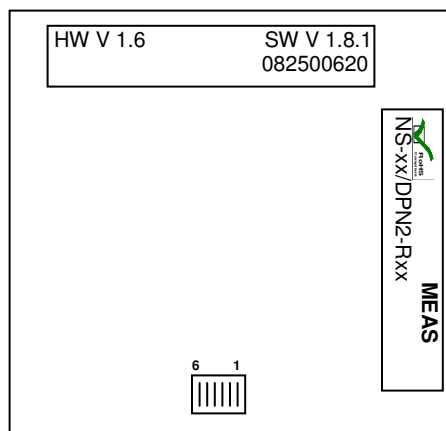
Surface view, Top level

For more details please use the product specification / application note / instruction manual.

PINNING - UNIT WITH RS 232 INTERFACE AND ANALOGUE OUTPUT

Unit NS-xx/DPN2-Rxx

Pin	Name	Description	Type
1	Vcc	Positive power supply +7...30VDC	Supply , input
2	RxD	RS232 input signal	Input 1
3	GND	Negative power supply, ground output signal analogue/digital	Supply , input
4	VoutX	Analogue output signal X-axis	Output 2, X
5	VoutY	Analogue output signal Y-axis	Output 2, Y
6	TxD	RS 232 output signal	Output 1



Surface view, Top level

For more details please use the product specification / application note / instruction manual.

DPL/DPN-Series Inclinometer

ORDERING INFORMATION

PART NUMBERING	UNIT	SHORT DESCRIPTION
G-NSDPL2-007	NS- 2/DPL2-UXD	Range +/-2°, Vcc +5 VDC, output TTL-level (UART)
G-NSDPL2-021	NS- 2/DPL2-SXD	Range +/-2°, Vcc +5 VDC, output SPI
G-NSDPL2-008	NS- 2/DPN2-RXD	Range +/-2°, Vcc +7...30 VDC, output RS 232
G-NSDPL2-022	NS- 2/DPN2-RUD	Range +/-2°, Vcc +7...30 VDC, output RS 232, 0.3...4.7V
G-NSDPL2-009	NS- 5/DPL2-UXD	Range +/-5°, Vcc +5 VDC, output TTL-level (UART)
G-NSDPL2-023	NS- 5/DPL2-SXD	Range +/-5°, Vcc +5 VDC, output SPI
G-NSDPL2-010	NS- 5/DPN2-RXD	Range +/-5°, Vcc +7...30 VDC, output RS 232
G-NSDPL2-024	NS- 5/DPN2-RUD	Range +/-5°, Vcc +7...30 VDC, output RS 232, 0.3...4.7V
G-NSDPL2-004	NS- 10/DPL2-UXG	Range +/-10°, Vcc +5 VDC, output TTL-level (UART)
G-NSDPL2-016	NS- 10/DPL2-SXG	Range +/-10°, Vcc +5 VDC, output SPI
G-NSDPL2-005	NS- 10/DPN2-RXG	Range +/-10°, Vcc +7...30 VDC, output RS 232
G-NSDPL2-025	NS- 10/DPN2-RUG	Range +/-10°, Vcc +7...30 VDC, output RS 232, 0.3...4.7V
G-NSDPL2-003	NS- 15/DPL2-UXG	Range +/-15°, Vcc +5 VDC, output TTL-level (UART)
G-NSDPL2-017	NS- 15/DPL2-SXG	Range +/-15°, Vcc +5 VDC, output SPI
G-NSDPL2-006	NS- 15/DPN2-RXG	Range +/-15°, Vcc +7...30 VDC, output RS 232
G-NSDPL2-026	NS- 15/DPN2-RUG	Range +/-15°, Vcc +7...30 VDC, output RS 232, 0.3...4.7V
G-NSDPL2-011	NS- 30/DPL2-UXN	Range +/-30°, Vcc +5 VDC, output TTL-level (UART)
G-NSDPL2-001	NS- 30/DPL2-SXN	Range +/-30°, Vcc +5 VDC, output SPI
G-NSDPL2-012	NS- 30/DPN2-RXN	Range +/-30°, Vcc +7...30 VDC, output RS 232
G-NSDPL2-027	NS- 30/DPN2-RUN	Range +/-30°, Vcc +7...30 VDC, output RS 232, 0.3...4.7V
G-NSMIS-014	Connector,cable	Connector, 6 pin, 20 cm ribbon cable DPL/DPN-series

NORTH AMERICA	EUROPE	ASIA
Measurement Specialties, Inc. 1000 Lucas Way Hampton, VA 23666 United States Phone: +1-800-745-8008 Fax: +1-757-766-4297 Email: sales@meas-spec.com Web: www.meas-spec.com	MEAS Deutschland GmbH Hauert 13 D-44227 Dortmund Germany Phone: +49-(0)231-9740-0 Fax: +49-(0)231-9740-20 Email: info.de@meas-spec.com Web: www.meas-spec.com	Measurement Specialties China Ltd. No. 26, Langshan Road High-tech Park (North) Nanshan District, Shenzhen 518057 China Phone: +86-755-33305088 Fax: +86-755-33305099 Email: info.cn@meas-spec.com Web: www.meas-spec.com

The information in this sheet has been carefully reviewed and is believed to be accurate; however, no responsibility is assumed for inaccuracies. Furthermore, this information does not convey to the purchaser of such devices any license under the patent rights to the manufacturer. Measurement Specialties, Inc. reserves the right to make changes without further notice to any product herein. Measurement Specialties, Inc. makes no warranty, representation or guarantee regarding the suitability of its product for any particular purpose, nor does Measurement Specialties, Inc. assume any liability arising out of the application or use of any product or circuit and specifically disclaims any and all liability, including without limitation consequential or incidental damages. Typical parameters can and do vary in different applications. All operating parameters must be validated for each customer application by customer's technical experts. Measurement Specialties, Inc. does not convey any license under its patent rights nor the rights of others.