

89 Compensated



- 316L SS Pressure Sensor
- High Pressure
- 0 - 100mV Output
- Absolute and Sealed Gage



DESCRIPTION

The 89 compensated is a small profile, media compatible, piezoresistive silicon pressure sensor packaged in a 316L stainless steel housing. The 89 compensated features 5/16-32 UNEF threads and can be welded in place. It can also be packaged in a variety of threaded fittings such as 1/4 and 1/8NPT, 1/4BSP as well as custom process fittings. Contact factory for threaded fitting options.

The 89 compensated is designed for high pressure OEM applications where compatibility with corrosive media is required. The sensing package utilizes silicon oil to transfer pressure from the 316L stainless steel diaphragm to the sensing element. A ceramic substrate is attached to the package that contains laser-trimmed resistors for temperature compensated and offset correction. An additional laser trimmed resistor is included which can be used to adjust an external differential amplifier and provide span interchangeability to within $\pm 1\%$.

Please refer to the 89 uncompensated and constant voltage datasheets for more information on different features of the 89.

FEATURES

- Threaded Process Fittings or O-Ring Mount
- -40°C to +125°C Operating Temperature Range
- $\pm 0.25\%$ Pressure Non Linearity
- Solid State Reliability

APPLICATIONS

- Hydraulic Controls
- Process Control
- Pressure Calibrators
- Refrigeration/Compressors

STANDARD RANGES

Range	psia	psis
0 to 1000	•	•
0 to 3000	•	•
0 to 5000	•	•
0 to 10K	•	•

89 Compensated

PERFORMANCE SPECIFICATIONS

Supply Current: 1.5mA

Ambient Temperature: 25°C (unless otherwise specified)

PARAMETERS	MIN	TYP	MAX	UNITS	NOTES
Full Scale Output Span	75	125	210	mV	1
Zero Pressure Output	-1.0		1.0	mV	
Pressure Non Linearity	-0.25		0.25	%Span	2
Pressure Hysteresis	-0.1		0.1	%Span	
Input Resistance	3000	4000	5000	Ω	
Output Resistance	4000		6000	Ω	
Temperature Error – Span	-0.75		0.75	%Span	3
Temperature Error – Zero	-0.75		0.75	%Span	3
Thermal Hysteresis – Span	-0.25		0.25	%Span	3
Thermal Hysteresis – Zero	-0.25		0.25	%Span	3
Long Term Stability – Zero/Span		±0.1		%Span/yr	
Supply Current	0.5	1.5	2.0	mA	
Output Load Resistance	5			MΩ	4
Insulation Resistance (50Vdc)	50			MΩ	5
Pressure Overload			3X	Rated	6
Pressure Burst			4X	Rated	7
Operating Temperature	-40		+125	°C	8
Compensated Temperature Range	-20		+85	°C	3
Storage Temperature	-50		+125	°C	8
Weight			9	grams	
Media – Pressure Port	Liquids and Gases compatible with 316/316L Stainless Steel				

Notes

1. Calculated at FSP, 3000psi and 5000psi parts are tested at 2500psi.
2. Best fit straight line between 0 and FSP.
3. Over the compensated temperature range with respect to +25°C.
4. Load resistance to reduce measurement errors due to output loading.
5. Between case and sensing element.
6. 3X or 20,000psi, whichever is less.
7. 4X or 30,000psi, whichever is less. The maximum pressure that can be applied to a transducer without rupture of either the sensing element or transducer.
8. Maximum temperature range for this product with standard cable and connector is -20°C to +105°C.

89 Compensated

DIMENSIONS

DIMENSIONS ARE IN INCHES [mm]

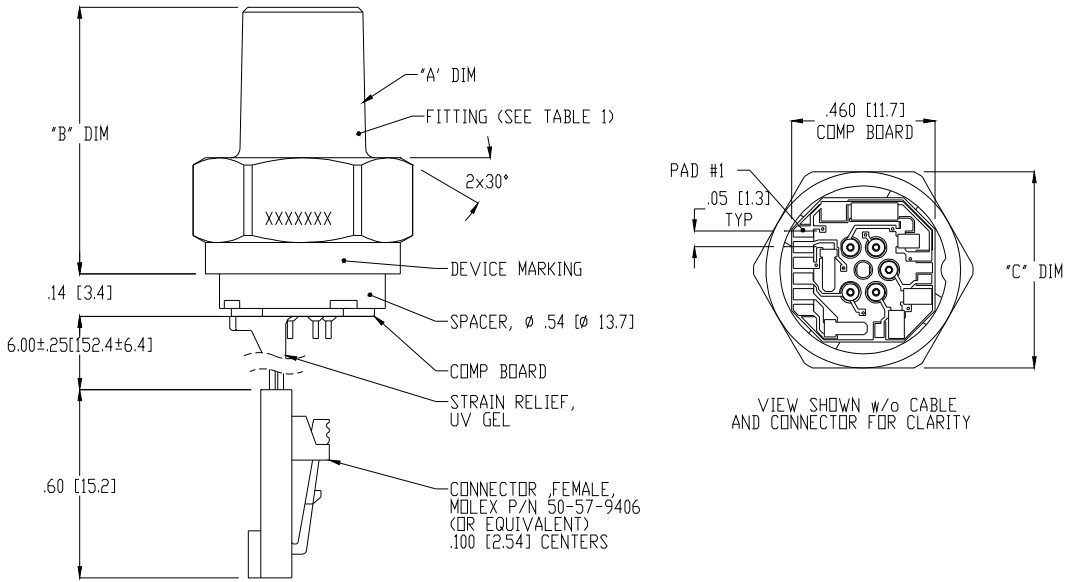
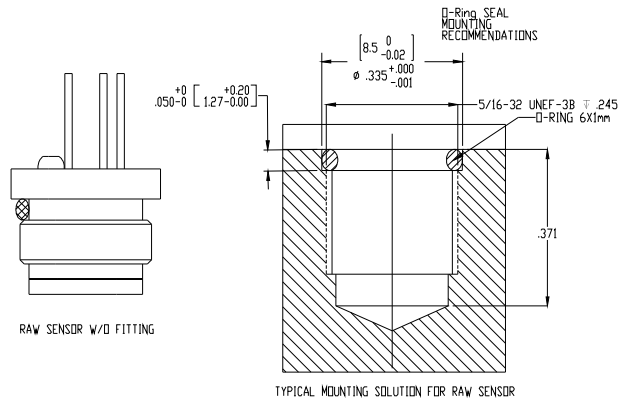
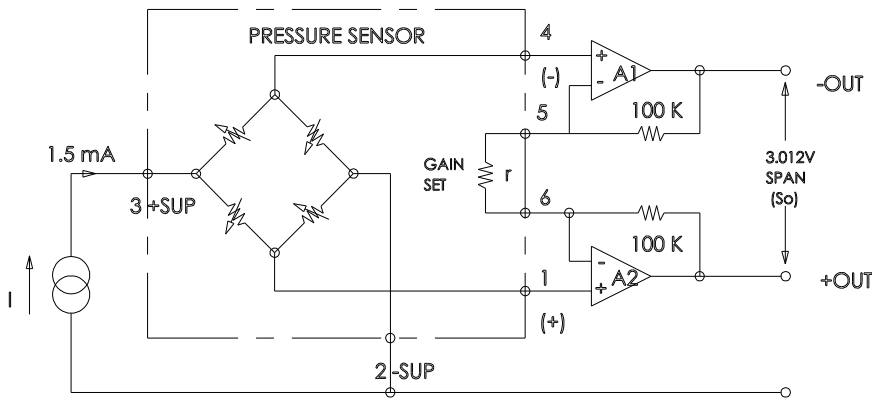


TABLE 1: FITTING DIMENSION				
FITTING TYPE	MEAS P/N	"A" DIM	"B" DIM	"C" DIM
1	IC-D00364	1/4-18 NPT	.93[23.6]	7/8 [22.2] HEX
2	IC-D00365	1/8-27 NPT	.91[23.1]	7/8 [22.2] HEX
3	IC-D00366	7/16-20 UNF	.77[19.6]	7/8 [22.2] HEX
4	IC-D00348	1/4-18 NPT	.82[20.8]	5/8 [15.9] HEX
5	IC-D00367	1/4-19 BSP	.82[20.8]	3/4 [19.0] HEX
8	IC-D00349	1/8-27 NPT	.69[17.5]	5/8 [15.9] HEX
9	IC-D00368	1/4-19 BSP	.89[22.6]	7/8 [22.2] HEX
0	NO FITTING, CERAMIC NOT SOLDERED ON PINS BUT ATTACHED TOGETHER FOR SHIPPING			
NOTE : FITTING TYPE "4" ASSEMBLY SHOWN ALL DIMS ARE FOR REFERENCE ONLY				



CONNECTIONS

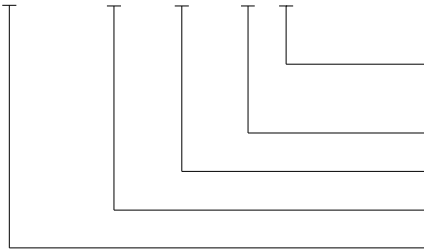


PAD / WIRE NO	FUNCTION
1	+OUT
2	-EX
3	+EX
4	-OUT
5,6	GAIN

89 Compensated

ORDERING INFORMATION

89 - 01K A - 0 P



Electrical (P = Solder Pads, R = Ribbon Cable,
C = Cable w/ Connector)

Fitting Type

Type (A = Absolute, S = Sealed Gage)

Pressure Range

Model

NORTH AMERICA

Measurement Specialties
45738 Northport Loop West
Fremont, CA 94538
Tel: 1-800-767-1888
Fax: 1-510-498-1578
Sales: pfg.cs.amer@meas-spec.com

EUROPE

Measurement Specialties
(Europe), Ltd.
26 Rue des Dames
78340 Les Clayes-sous-Bois, France
Tel: +33 (0) 130 79 33 00
Fax: +33 (0) 134 81 03 59
Sales: pfg.cs.emea@meas-spec.com

ASIA

Measurement Specialties
(China), Ltd.
No. 26 Langshan Road
Shenzhen High-Tech Park (North)
Nanshan District, Shenzhen 518057
China
Tel: +86 755 3330 5088
Fax: +86 755 3330 5099
Sales: pfg.cs.asia@meas-spec.com

The information in this sheet has been carefully reviewed and is believed to be accurate; however, no responsibility is assumed for inaccuracies. Furthermore, this information does not convey to the purchaser of such devices any license under the patent rights to the manufacturer. Measurement Specialties, Inc. reserves the right to make changes without further notice to any product herein. Measurement Specialties, Inc. makes no warranty, representation or guarantee regarding the suitability of its product for any particular purpose, nor does Measurement Specialties, Inc. assume any liability arising out of the application or use of any product or circuit and specifically disclaims any and all liability, including without limitation consequential or incidental damages. Typical parameters can and do vary in different applications. All operating parameters must be validated for each customer application by customer's technical experts. Measurement Specialties, Inc. does not convey any license under its patent rights nor the rights of others.