


Type 1 and Type 2 Base Plates Models 40111, 40222, 40111R, and 40222R



LonPoint® Modules

The LonPoint Modules are products designed to integrate new and legacy sensors and actuators, as well as LONMARK® devices, into cost-effective, interoperable, control systems for building and industrial applications. In contrast to traditional control networks, which use closed islands of control linked with proprietary gateways, the LonPoint Modules offer an open distributed system architecture in which every device performs some control processing and can be accessed from any location in the network. Distributing the processing throughout the network and providing open access to every device lowers the overall installation and life cycle costs, increases reliability by minimizing single points of failure, and provides the flexibility to adapt the system to a wide variety of applications.

The system consists of the LonPoint Interface, Scheduler, Data Logger, Router Modules, LonPoint Application Programs, LNS™ based LonMaker™ Integration Tool, LonPoint Plug-In and LNS DDE Server.

Base Plates


The Base Plates provide an interface between a LonPoint Module and the network, power, and I/O wiring. Prior to being mounted to a suitable 4" square by 2" deep electrical box or double gang electrical box, the wiring is connected to color-coded, wire clamp style screw terminals on the rear of the Base Plate. Wires from 12-24AW (2 to 0.5mm) may be used.

There are two types of Base Plates. The Type 1 Base Plates (Models 40111, 40111R) are used with LonPoint Interface and Scheduler Modules. The Type 2 Base Plates (Models 40222, 40222R) are used with LPR Router Modules. The Type 1 and Type 2 Base Plates are keyed to prevent accidental insertion of an incorrect module type.


Models 40111R and 40222R are compliant with the European Directive 2002/95/EC on the restriction of the use of certain hazardous substances (RoHS) in electrical and electronic equipment.

- ▼ Base Plates for use with LonPoint Interface, Scheduler, and Router Modules
- ▼ Mounts to 4" square x 2" deep electrical boxes
- ▼ Allows pre-wiring and cable testing by an electrician prior to installing the electronics
- ▼ Color-coded, wire clamp style screw terminals accept 12-24AW (2 to 0.5mm) wire
- ▼ Power and network wiring are "looped" through each Base Plate, providing continuity during hot-plugging
- ▼ U.L. Listed

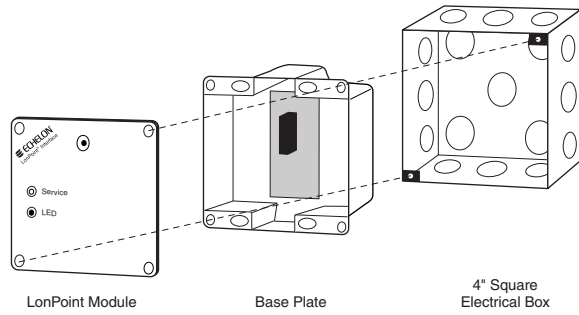
Writing space is provided on the back of the Base Plate for recording the date of installation, I/O connections, and other pertinent information.



Type 1 Base Plate — Rear View



Type 2 Base Plate — Rear View



*LonPoint Interface Module 4" Square by 2" Deep Electrical Box
Mounting Configuration*

Specifications

Function	Description
Safety agency	UL916
Packaging	ABS
Temperature	-40 to +85°C, operating and non-operating
Humidity	10 to 95% RH @ 50°C
Maximum loop-through current	16A rms
Dimensions	3.8" x 3.8" x 0.6" (9.6cm x 9.6cm x 1.5cm)

Copyright © 1999-2007, Echelon Corporation. Echelon, LON, LonWORKS, LonMARK, LonBuilder, NodeBuilder, LonManager, LonTalk, LonUsers, LonPoint, Digital Home, Neuron, 3120, 3150, LNS, zLON, LonWorld, ShortStack, Panoramix, Panoramix Powered by Echelon, LonMaker, the Echelon logo, and the LonUsers logo are trademarks of Echelon Corporation registered in the United States and other countries. Pyxos, LonLink, LonResponse, LonSupport, LONews, Open Systems Alliance, OpenLDV, LonBridge, Powered by Echelon, LNS Powered by Echelon, LonWORKS Powered by Echelon, Networked Energy Services Powered by Echelon, NES Powered by Echelon, and Thinking Inside the Box are trademarks of Echelon Corporation. Other trademarks belong to their respective holders.

Disclaimer

Neuron Chips, Free Topology Twisted Pair Transceiver Modules, and other OEM Products were not designed for use in equipment or systems which involve danger to human health or safety or a risk of property damage and Echelon assumes no responsibility or liability for use of the Neuron Chips or Free Topology Twisted Pair Transceiver Modules in such applications. ECHELON MAKES AND YOU RECEIVE NO WARRANTIES OR CONDITIONS, EXPRESS, IMPLIED, STATUTORY OR IN ANY COMMUNICATION WITH YOU, AND ECHELON SPECIFICALLY DISCLAIMS ANY IMPLIED WARRANTY OF MERCHANTABILITY OR FITNESS FOR A PARTICULAR PURPOSE.

003-0133-01E