

Detector Switch MSS-20 Series

1/3

Features

- ◇ Sliding contact type.
- ◇ For micro-current.
- ◇ Normally closed type.

Applications

- ◇ FAX, Copying machine, Label printer
- ◇ CD, DVD-RAM printer
- ◇ Video camera, Game machine



MSS-20



MSS-20R

Products line

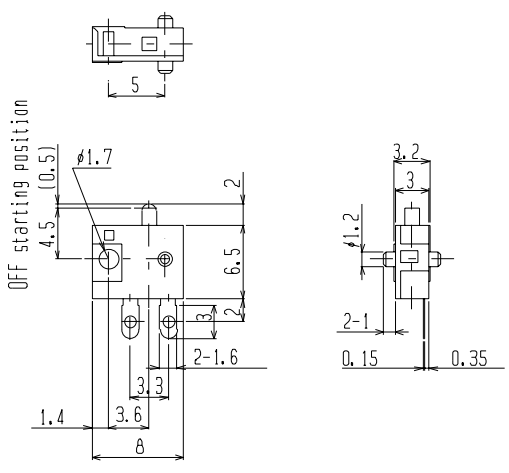
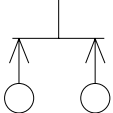
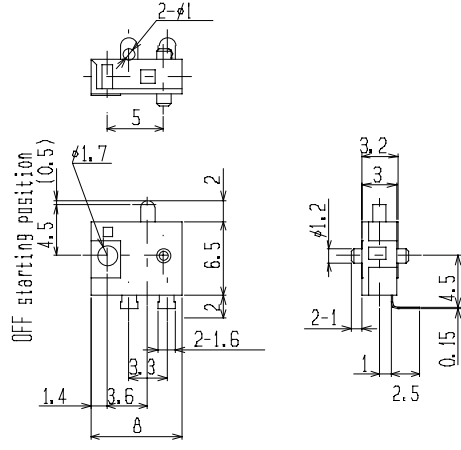
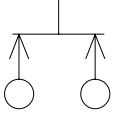
No	Products No	Poles	Positions	Operating force
1	MSS-20	1	1	0.39N plus or minus 0.24N
2	MSS-20R	1	1	0.39N plus or minus 0.24N

Typical Specifications

Item	Specifications
Ratings	0.1A 16V DC (Resistive load)
Contact resistance	200 milliohm max
Insulation resistance	100 megohm min. 250V DC
Withstanding voltage	250V AC 1min
Operating life	30,000 cycles

Dimensions

Unit : mm

No	Style	P.C.B reference Land Dimensions Circuit Diagram (TOP VIEW)
1	MSS-20 	
2	MSS-20R 	

□ Notes

1. The appearance and specifications of the product may be modified without prior notice to improve its performance.
2. This catalog shows only outline specifications. When using the product, please obtain formal specifications supply.
3. Please see appendix [Cautions in Using Switches].
4. For high safety applications, please confirm with protection and redundant circuit.
5. This detector switch is not a washable type.
6. In manual soldering, consideration should be given to apply the soldering iron to the tip of the terminal so that unusual pressure is not applied to the terminal.
7. Please do not apply pressure for 1 minute after soldering.
8. Since soldering quality may deteriorate due to sulfuration and oxidation of terminals, please use as soon as possible within maximum 6 months after delivery and use within a after opening the package condition and the one within 1 week after you unpack it again.
9. Please confirm the performance on actual operation by simulation with actual environment environments for high reliability.