

1

2

3

4

5

6

7

A

B

C

D

E

F

A

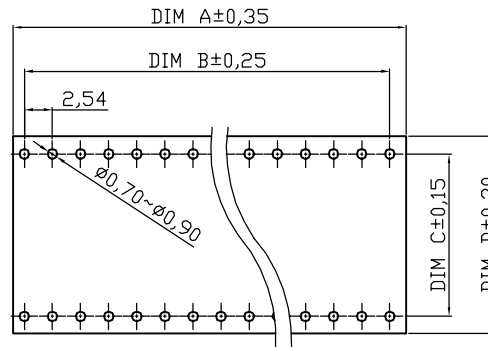
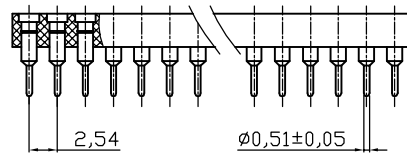
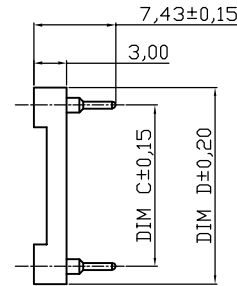
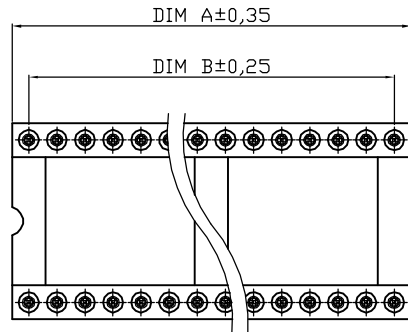
B

C

D

E

F



PCB LAYOUT

NOTES

Material:

Pin (outer sleeve) : Brass,machined, CuZn38Pb2
 Clip(contact 4 finger) : Phosphor Bronze
 Insulator body(black) : Glass filled thermoplastic polyester UL94V-0

Electrical

Current rating : 3 Amps/contact max.
 Contact resistance : $\leq 4m\Omega$ /contact
 Insulation resistance : $\geq 10000M\Omega$ at 500VAC
 Rated voltage : 100 VRMS /150VDC

Mechanical

Operating temperature : 55 °C to +125 °C
 (Continuous) -67 °F to +105 °F
 Tin plated:-40 °C to +105 °C

Average insertion force with steel pin of: $\phi 0.43mm/0.017"$ < 250g

Average withdrawal force with steel pin of $\phi 0.43mm/0.017"$ >50g

Mechanical life : min.200

Applications and features:

- 1.The open frame is most common type.
- 2.The open body design gives better access (for cleaning and inspections) to air -cooling.
- 3.Side and end stackable.
- 4.High retention design prevents IC wayout during heavy vibration.
- 5.Closed bottom sleeve for 100% anti-wicking of slider.
- 6.Twist free construction.

Environmental data

Solderability (IEC 60068-2-20. Ta) :235 °C, 2s

Resistance to soldering heat (IEC 60068-2-20. Tb) :

-Through hole mount components :260 °C, 10s

Contact	Dim A	Dim B	Dim C	Dim D
06	7.62	5.08	7.62	10.16
08	10.16	7.62	7.62	10.16
10	12.70	10.16	7.62	10.16
14	17.78	15.24	7.62	10.16
16	20.32	17.78	7.62	10.16
18	22.86	20.32	7.62	10.16
20	25.40	22.86	7.62	10.16
22	27.94	25.40	10.16	12.70
24*	30.48	27.94	7.62	10.16
24	30.48	27.94	15.24	17.78
28*	35.56	33.02	7.62	10.16
28	35.56	33.02	15.24	17.78
32	40.64	38.10	15.24	17.78

Order Code:

AR xx-x x
 No. of contact
 06 - 64

Versions
 -TT
 /7-TT

- Standard
 - Only for 24+28 poles*
 (Dim C: 7.62)

Plating

HZL

- Sleeve tin / clip gold flash

HZL/01

- Sleeve tin / clip 10u" gold

HZL/07

- Sleeve tin / clip 30u" gold

HGL

- Sleeve gold flash / clip gold flash

RoHS compliant

Unit:mm

Scale	Free				Date	Name	Customer-No.
TOLERANCE					Drawn	23.07.2012	Lucas
X.	±0.50				Approved	16.08.2012	Winnie
X.X	±0.30						ASSMANN WSW-No. AR xx-x x
X.XX	±0.10	②	Add "HGL"-Version,corrected P/N code	28.01.2014	A. Plate		Drawing-No.
DIM	TOL	①	Add sheet 2	16.08.2012	Lucas		ASS 4852 CO
X.°	±1°	③	Drawn	23.07.2012	Lucas		rev02
Angle	TOL	Id.	Modification	Date	Name		Replace

ASSMANN
 WSW/ components

1

2

3

4

5

6

7

H

1

2

3

4

5

6

7

A

B

C

D

E

F

A

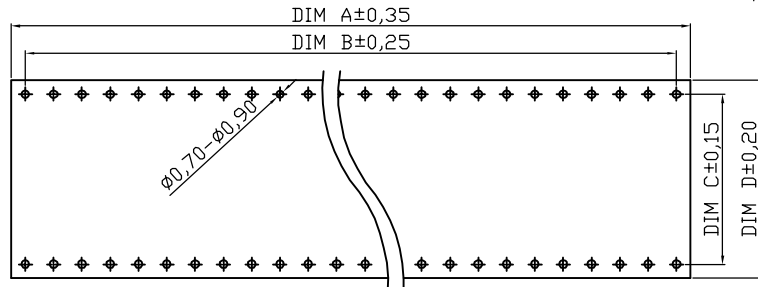
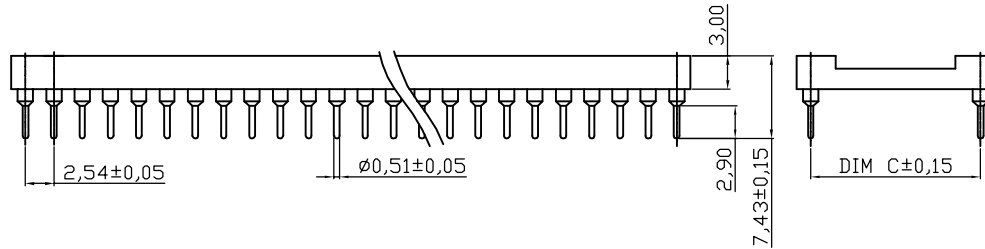
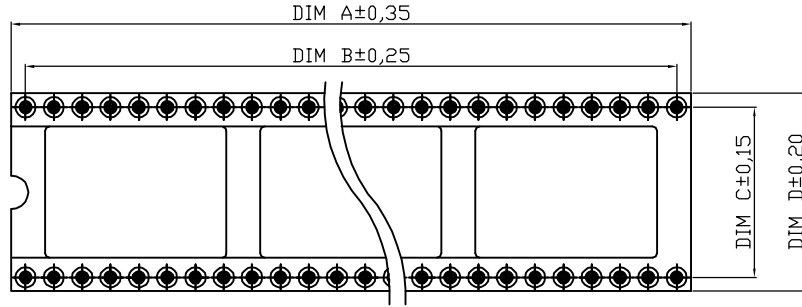
B

C

D

E

F



PCB LAYOUT

NOTES

Material:
 Pin (outer sleeve) : Brass,machined, CuZn38Pb2
 Clip(contact 4 finger) : Phosphor Bronze
 Insulator body(black) : Glass filled thermoplastic polyester UL94V-0

Electrical
 Current rating : 3 Amps/contact max.
 Contact resistance : ≤ 4mΩ /contact
 Insulation resistance : ≥ 1000MΩ at 500VAC
 Rated voltage : 100 VRMS/150VDC

Mechanical
 Operating temperature : Gold plated:-55 °C to +125 °C
 (Continuous) -67 °F to +105 °F
 Tin plated:-40 °C to +105 °C

Average insertion force with steel pin of: Ø0.43mm/0.017" < 250g
 Average withdrawal force with steel pin of Ø 0.43mm/0.017" >50g
 Mechanical life : min.200

Applications and features:

- 1.The open frame is most common type.
- 2.The open body design gives better access (for cleaning and inspections) to air -cooling.
- 3.Side and end stackable.
- 4.High retention design prevents IC walkout during heavy vibration.
- 5.Closed bottom sleeve for 100% anti-wicking of slider.
- 6.Twist free construction.

Environmental data

Solderability (IEC 60068-2-20. Ta) :235 °C, 2s
 Resistance to soldering heat (IEC 60068-2-20. Tb) :
 -Through hole mount components :260 °C, 10s

Contact	Dim A	Dim B	Dim C	Dim D
36	45.72	43.18	15.24	17.78
40	50.80	48.26	15.24	17.78
42	53.34	50.80	15.24	17.78
48	60.96	58.42	15.24	17.78
50	63.50	60.96	15.24	17.78
52	66.04	63.50	15.24	17.78
50	63.50	60.96	22.86	25.40
52	66.04	63.50	22.86	25.40
64	81.28	78.74	22.86	25.40

RoHS compliant

Unit:mm

Scale	Free					Date	Name	Customer-No.	
TOLERANCE						Drawn	23.07.2012	Lucas	
X.	±0.50					Approved	16.08.2012	Winnie	
X.X	±0.30							ASSMANN WSW-No. AR xx-x x	
X.XX	±0.10	②	Add "HGL"-Version,corrected P/N code	28.01.2014	A. Plate			Drawing-No.	
DIM	TOL	①	Add sheet 2	16.08.2012	Lucas			ASS 4852 CO	rev02
		③	Drawn	23.07.2012	Lucas			Replace	Sheet 2/2
Angle	TOL	Id.	Modification	Date	Name				

1

2

3

4

5

6

7

G

H

G

H