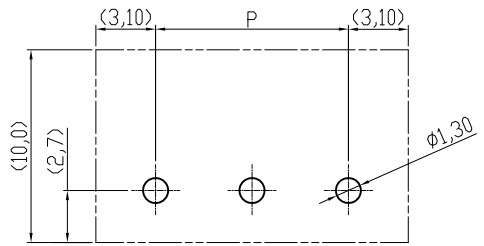
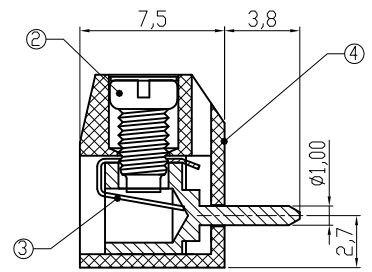
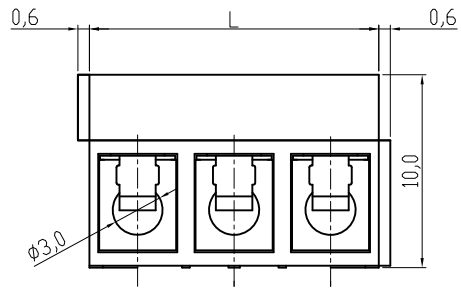
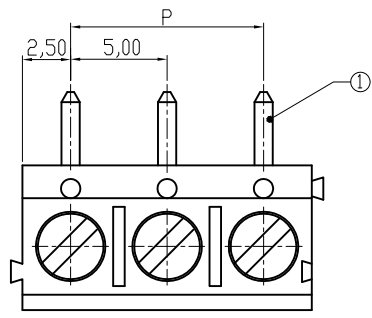


A
B
C
D
E
F
G
H

A
B
C
D
E
F
G
H



RECOMMENDER PCB LAYOUT

Material

- ① Terminal body (metal housing): Brass (CuZn), Tin plated
- ② Terminal screw: Steel Zinc plating "-" slot type
- ③ Wire guard: Stainless steel
- ④ Insulator (housing): Thermoplastic (UL94V-0), BLUE

Electrical

- cULus
- Voltage rating: 250V
- Current rating: 16A
- Wire range:
- Solid wire (AWG): 14-22
- Stranded wire (AWG): 14-22
- Torque (Lb-In): 2.6
- Screw: M2.6
- Wire strip length: 5-6mm
- Withstanding Voltage: 1.5KV
- Operating temperature: -40°C to +115°C
- Soldering temperature: 250°C ± 10°C / 5 Sec
- Safety Approval: us

DIMENSION

L	Nx5,0
P	(N-1)x5,0

N=Number of poles

Poles	Tolerance	
	3,8mm	DIM L&DIM P
2p-6p	±0,15	±0,20
7p-12p	±0,20	±0,25
13p-18p	±0,25	±0,35
19p-24p	±0,30	±0,40

RoHS compliant

Scale	1:1					Date	Name	Customer-No.
TOLERANCE						Drawn	19.04.2010	Alex
X.	±0.50					Approved	19.04.2010	Hellwig
X.X	±0.30							
X.XX	±0.10							
DIM	TOL							Drawing-No.
X.°	±1°							ASSMANN WSW-No. A-TB500-TDxx
Angle	TOL	①	Drawn	19.04.2010	Alex			ASS 4090 CO rev00
		Id.	Modification	Date	Name			Replace