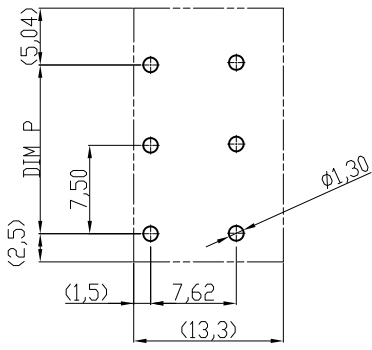
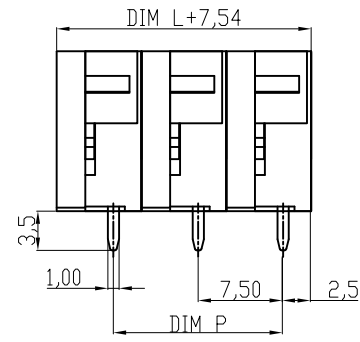
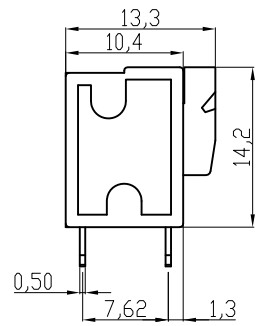
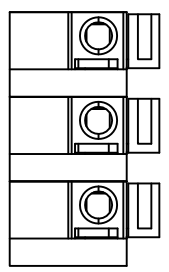


A
B
C
D
E
F
G
H



RECOMMENDER PCB LAYOUT

Material
Terminal body(Contact pin): Brass
Wire guard:Stainless steel
Surface of Solder tail:Tin plated
Terminal (housing): Thermoplastic (UL94V-0) , GREEN

Electrical cULus/VDE
Voltage rating: 300VAC/450VAC
Current rating: 10A/10A
Wire range: 0.75-1.5mm²
Solid wire(AWG): 14-24
Stranded wire(AWG): 14-24
Pull force:
Screw:
Wire strip length: 9-10mm
Withstanding Voltage: 1.6KV/2.5KV
Operating temperature: -40°C to +115°C
Soldering temperature: 250°C±10°C/5 Sec
Safety Approval:

DIMENSION

L	Nx7,5
P	(N-1)x7,5

N=Number of poles

Poles	Tolerance	
	DIM L	DIM P
2p-6p	±0.15	±0.10
7p-12p	±0.20	±0.20

RoHS compliant

Scale	1:1					Date	Name	Customer-No.
TOLERANCE						Drawn	19.04.2010	
X.	±0.50					Approved	19.04.2010	Hellwig
X.X	±0.30							
X.XX	±0.10							
DIM	TOL							Drawing-No.
X.°	±1°							ASS 4120 CO
		©	Drawn	19.04.2010	Alex			rev00
Angle	TOL	Id.	Modification	Date	Name			Replace

ASSMANN WSW-No.
A-TB750-HAxxV