

1

2

3

4

5

6

7

A

B

C

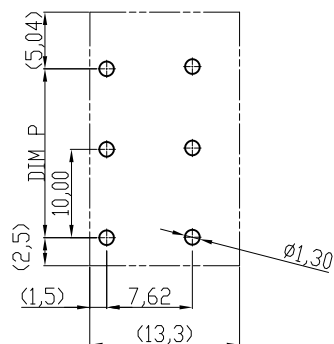
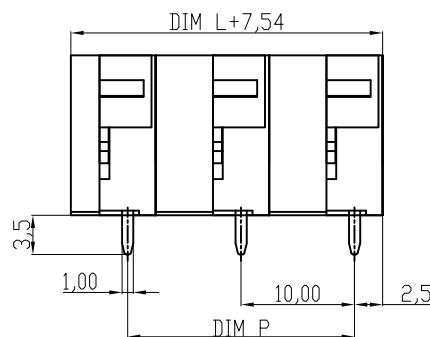
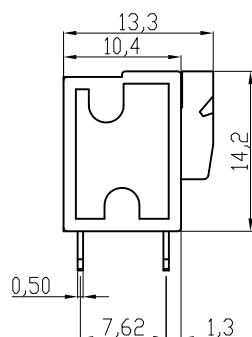
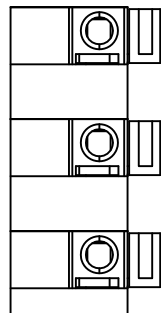
D

E

F

G

H



RECOMMENDER PCB LAYOUT

RoHS compliant

Scale	1:1						Date	Name	Customer-No.	
TOLERANCE							Drawn	19.04.2010	Alex	
X.	±0.50						Approved	19.04.2010	Hellwig	
X.X	±0.30									
X.XX	±0.10									
DIM	TOL								Drawing-No.	
X.°	±1°								ASSMANN WSW-No. <b>A-TB100-HAxxV</b>	
		©	Drawn	19.04.2010	Alex				ASS 4122 CO	rev00
Angle	TOL	Id.	Modification	Date	Name			Replace	Sheet	

## Material

Terminal body(Contact pin): Brass  
 Wire guard:Stainless steel  
 Surface of Solder tail:Tin plated  
 Terminal (housing): Thermoplastic (UL94V-0) , GREEN

## Electrical cULus/VDE

Voltage rating: 300VAC/450VAC  
 Current rating: 10A/10A  
 Wire range: 0.75-1.5mm<sup>2</sup>  
 Solid wire(AWG): 14-24  
 Stranded wire(AWG): 14-24  
 Pull force:  
 Screw:  
 Wire strip length: 9-10mm  
 Withstanding Voltage: 1.6KV/2.5KV  
 Operating temperature: -40°C to +115°C  
 Soldering temperature: 250°C±10°C/5 Sec  
 Safety Approval:

## DIMENSION

L	Nx10.0
P	(N-1)x10.0

N=Number of poles

Poles	Tolerance	
	DIM L	DIM P
2p-6p	±0.15	±0.10
7p-12p	±0.20	±0.20
13p-18p	±0.30	±0.25
19p-24p	±0.40	±0.30

1

2

3

4

5

6

7