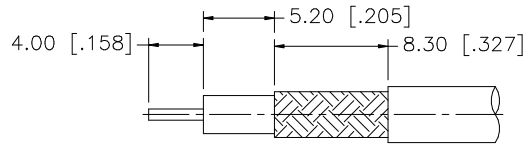
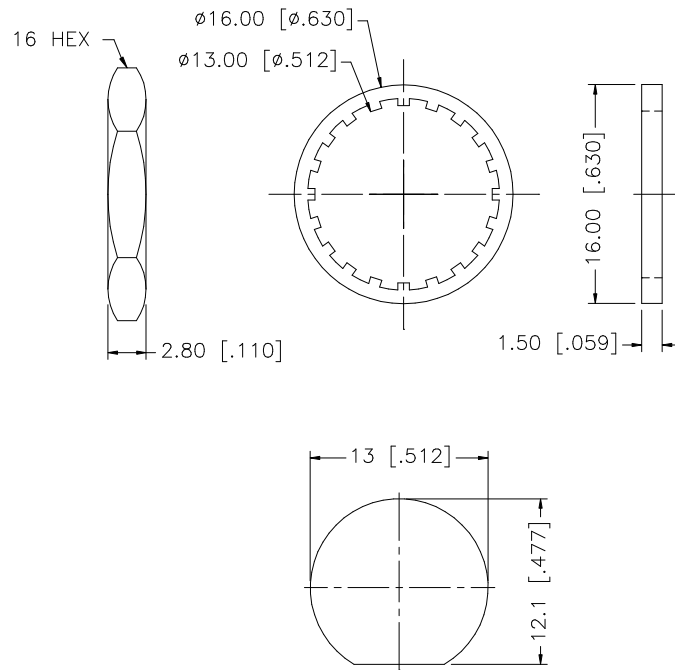


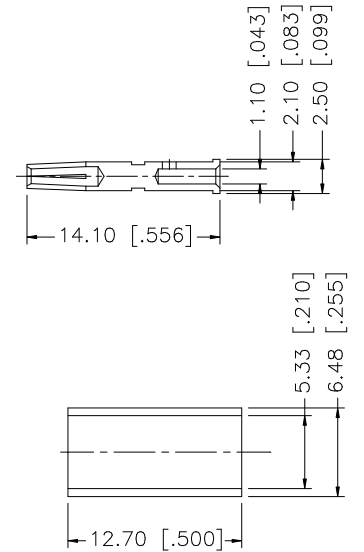
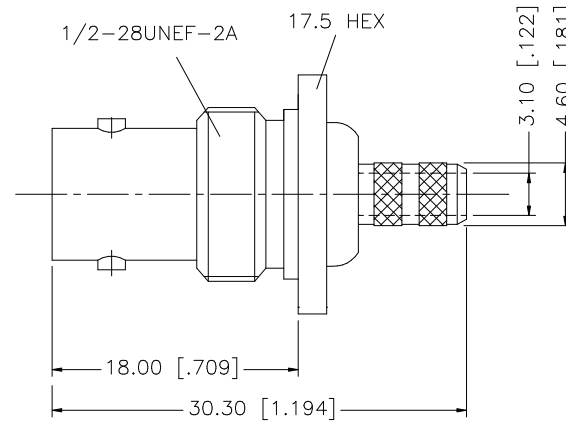
REV.	DATE	DESCRIPTION
NC	07/31/05	INITIAL RELEASE
A	11/02/05	ADD 141/U CABLE TO DESCRIPTION



RECOMMENDED
CABLE STRIPPING DIM'S



RECOMMENDED
MOUNTING HOLE



CRIMP NOTES:

1. CRIMPED FERRULE
HEX CRIMP SIZE .213"
2. CRIMPED CONTACT PIN
HEX CRIMP SIZE .068"
3. MAX. PANEL THICKNESS = 3.5mm

9				
8				
7	FERRULE	COPPER	NICKEL	1
6	HEX NUT	BRASS	NICKEL	1
5	LOCK WASHER	BRASS	NICKEL	1
4	GASKET	RUBBER	RED	1
3	CONTACT PIN	PHOS. BRONZE	GOLD	1
2	INSULATOR	TEFLON	NATURAL	1
1	BODY	BRASS	NICKEL	1
	DESCRIPTION	MATERIAL	FINISH	QTY

UNLESS OTHERWISE SPECIFIED DIMENSIONS ARE IN MILLIMETERS. DIMENSIONS IN [] ARE IN INCHES AND FOR CUSTOMER REFERENCE ONLY.

UNLESS OTHERWISE SPECIFIED TOLERANCES FOR MILLIMETERS ARE:
0.5 - 8mm ± 0.20mm
8 - 30mm ± 0.40mm
30 - 120mm ± 0.50mm

UNLESS OTHERWISE SPECIFIED TOLERANCES FOR INCHES ARE:
.020 - .315 = ± 0.007"
.315 - 1.180 = ± 0.015"
1.180 - 4.724 = ± 0.020"

DO NOT SCALE DRAWING

APPROVALS	DATE
DRAWN G.R.S.	11/02/05
CHECKED	
ISSUED	
SHEET 1 OF 1	
CAD FILE C:/112/112202.DWG	

Amphenol Connex

PART DESCRIPTION
BNC BULKHEAD CRIMP JACK
(FOR RG58/U, 141/U CABLE)

PART NO. 112202

DWG. NO.	REV.	SIZE	SCALE
112202.DWG	A	A	NA