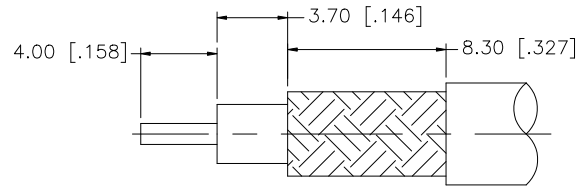
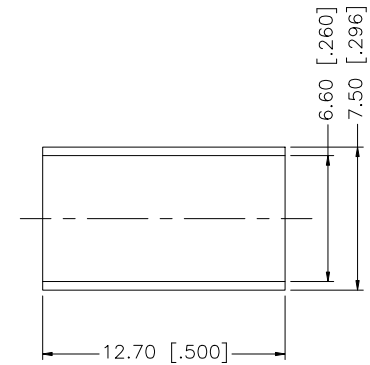
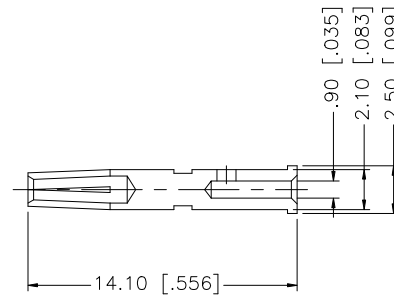
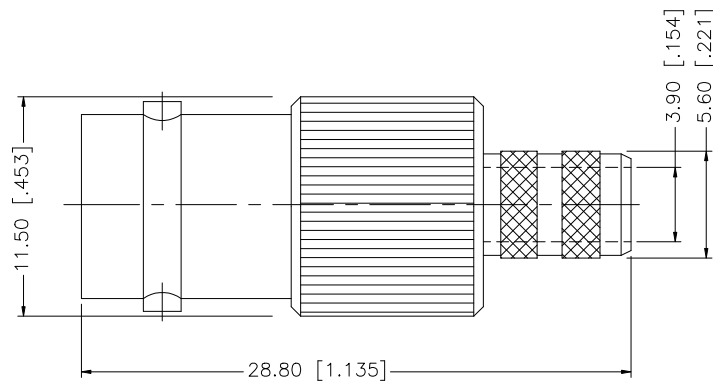


REV.	DATE	ECR NO.	DESCRIPTION
NC	07/31/05	-	INITIAL RELEASE
A	03/05/09	-	ADD "75Ohms" TO PART DESCRIPTION



RECOMMENDED
CABLE STRIPPING DIM'S



NOTES:

1. CRIMPED FERRULE HEX CRIMP SIZE .255" [6.48]
2. CRIMPED CONTACT PIN HEX CRIMP SIZE .068" [1.73]

DESCRIPTION	MATERIAL	FINISH	QTY	DO NOT SCALE DRAWING	APPROVALS	DATE	Amphenol Connex							
8					DRAWN	GRS	03/05/09	BNC CRIMP JACK, 75 Ohms PART NO. 112649						
7					CHECKED									
6					ISSUED									
5					SHEET	1 OF 1								
4	FERRULE	COPPER	NICKEL	1	CAD FILE	C:/112/112649.DWG	DWG. NO.					112649.DWG	REV.	A
3	CONTACT PIN	PHOS. BRONZE	GOLD	1										
2	INSULATOR	PTFE	NATURAL	1										
1	HOUSING/BODY	BRASS	NICKEL	1										
					UNLESS OTHERWISE SPECIFIED DIMENSIONS ARE IN MILLIMETERS. DIMENSIONS IN [] ARE IN INCHES AND FOR CUSTOMER REFERENCE ONLY. UNLESS OTHERWISE SPECIFIED TOLERANCES FOR MILLIMETERS ARE: 0.5 - 8mm ± 0.20mm 8 - 30mm ± 0.40mm 30 - 120mm ± 0.50mm UNLESS OTHERWISE SPECIFIED TOLERANCES FOR INCHES ARE: .020 - .315 = ± 0.007" .315 - 1.180 = ± 0.015" 1.180 - 4.724 = ± 0.020"									