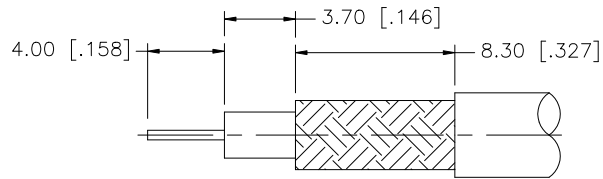
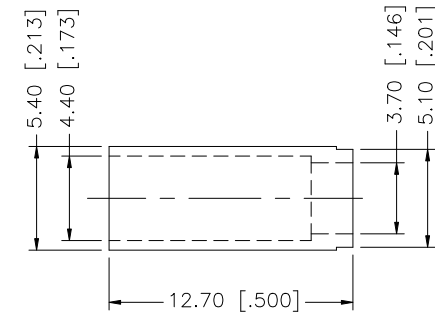
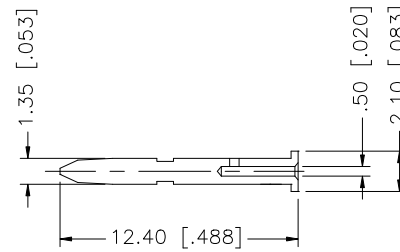
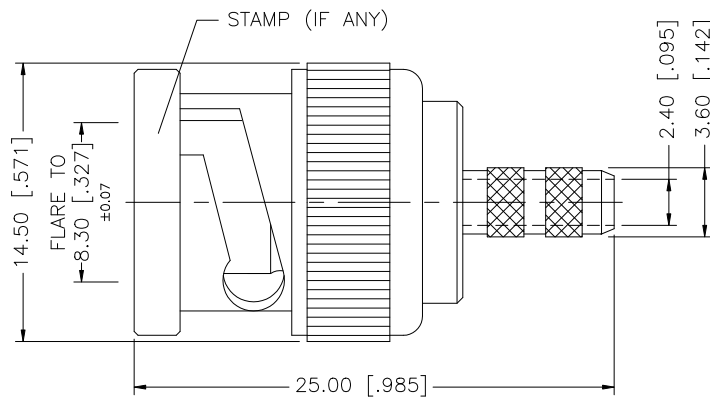


REV.	DATE	DESCRIPTION
A	04/05/03	UPDATE DRAWING FORMAT
B	08/14/03	MODIFY DESCRIPTION
C	09/16/07	ADD NOTES 1 THROUGH 4



RECOMMENDED CABLE STRIPPING DIM'S



NOTES:

1. IMPEDANCE 75ohms.
2. FREQUENCY RANGE – DC– 4GHz
3. VSWR (RETURN LOSS) 1.3 TO 4GHz
4. DURABILITY – 500 CYCLES MIN.
5. CRIMPED FERRULE HEX CRIMP SIZE .178"
6. CRIMPED CONTACT PIN SQ. CRIMP SIZE .043"

8				
7				
6				
5	FERRULE	COPPER	NICKEL	1
4	GASKET	RUBBER	RED	1
3	INSULATOR	TEFLON	NATURAL	1
2	CONTACT PIN	BRASS	GOLD	1
1	SHELL/BODY	BRASS	NICKEL	1
	DESCRIPTION	MATERIAL	FINISH	QTY

UNLESS OTHERWISE SPECIFIED DIMENSIONS ARE IN MILLIMETERS. DIMENSIONS IN [] ARE IN INCHES AND FOR CUSTOMER REFERENCE ONLY.

UNLESS OTHERWISE SPECIFIED TOLERANCES FOR MILLIMETERS ARE:
0.5 – 8mm ± 0.20mm
8 – 30mm ± 0.40mm
30 – 120mm ± 0.50mm

UNLESS OTHERWISE SPECIFIED TOLERANCES FOR INCHES ARE:
.020 – .315 = ± 0.007"
.315 – 1.180 = ± 0.015"
1.180 – 4.724 = ± 0.020"

DO NOT SCALE DRAWING

APPROVALS	DATE
DRAWN G.R.S.	09/16/07
CHECKED	
ISSUED	
SHEET 1 OF 1	
CAD FILE	C:/112/112950.DWG

Amphenol Connex

BNC CRIMP PLUG
(FOR AT&T 735A CABLE – 75ohm)

PART DESCRIPTION				
PART NO.		112950		
DWG. NO.	112950.DWG	REV.	C	SCALE NA
		SIZE	A	