REV.	DATE	ECR NO.	DESCRIPTION
NC	01/25/99	–	INITIAL RELEASE
A	07/20/05	–	UPDATE DRAWING FORMAT
B	05/08/07	–	REVISE BARREL AND FERRULE DIMENSIONS
C	05/25/08	–	REVISE NOTE 1 TO .151" HEX, REMOVE NOTE 2.
D	11/11/08	–	ADD NOTE 2 "CONTACT PIN TO SOLDER"

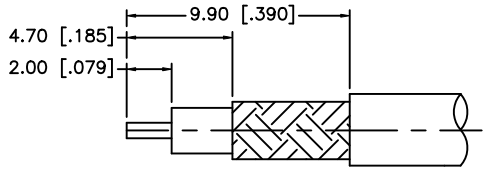

RECOMMENDED
CABLE STRIPPING DIM'S

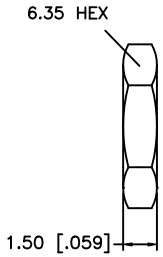

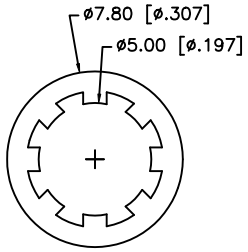

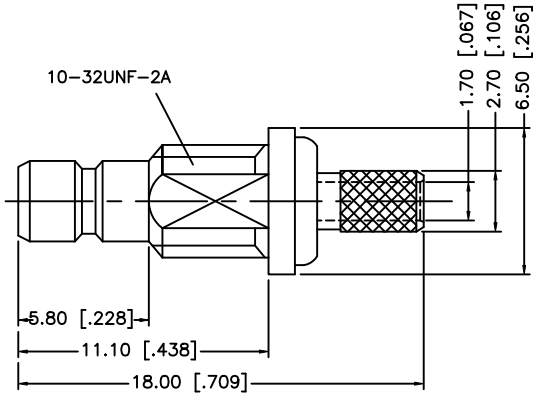

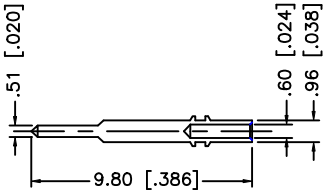

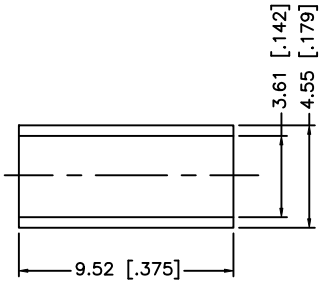

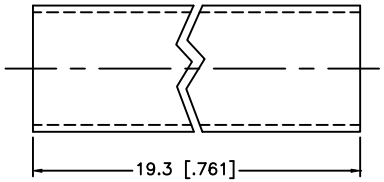

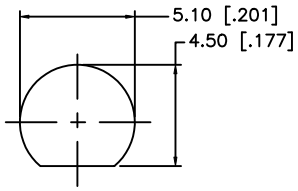

RECOMMENDED
MOUNTING HOLE

NOTE:

1. CRIMPED FERRULE HEX CRIMP SIZE .151"
2. CONTACT PIN TO SOLDER.
3. MAX. PANEL THICKNESS = 2.4mm

	DESCRIPTION	MATERIAL	FINISH	QTY
8				
7	HEAT SHRINK TUBE			1
6	FERRULE	COPPER	GOLD	1
5	HEX NUT	BRASS	GOLD	1
4	LOCK WASHER	BRASS	GOLD	1
3	CONTACT PIN	BRASS	GOLD	1
2	INSULATOR	TEFLON	NATURAL	1
1	BODY	BRASS	GOLD	1

UNLESS OTHERWISE SPECIFIED DIMENSIONS ARE IN MILLIMETERS. DIMENSIONS IN [ ] ARE IN INCHES AND FOR CUSTOMER REFERANCE ONLY.

UNLESS OTHERWISE SPECIFIED TOLERANCES FOR MILLIMETERS ARE:
0.5 – 8mm ± 0.20mm
8 – 30mm ± 0.40mm
30 – 120mm ± 0.50mm

UNLESS OTHERWISE SPECIFIED TOLERANCES FOR INCHES ARE:
.020 – .315 = ± 0.007"
.315 – 1.180 = ± 0.015"
1.180 – 4.724 = ± 0.020"

DO NOT SCALE DRAWING

APPROVALS		DATE
DRAWN	G.R.S.	11/11/08
CHECKED		
ISSUED		
SHEET	1 OF 1	

CAD FILE C:/142/142192.DWG

Amphenol Connex

PART DESCRIPTION
SMB BULKHEAD CRIMP JACK
(FOR RG–316U/D CABLE)

PART NO. 142192

DWG. NO. 142192.DWG | REV. D | SIZE A | SCALE NA