

NOTES:

1. MATERIALS AND FINISHES:
 BODY - PHOSPHOR BRONZE, NICKEL PLATING (.0001" THICK)
 CONTACT - BRASS, GOLD PLATING (.00003" THICK)
 FERRULE - BRASS, NICKEL PLATING (.0001" THICK)
 INSULATOR - PTFE

2. ELECTRICAL:
 A. IMPEDANCE: 75 OHM
 B. FREQUENCY RANGE: DC - 4 GHz
 C. VSWR(RETURN LOSS): 1.3 MAX.
 D. DIELECTRIC WITHSTANDING VOLTAGE: 1500 VRMS, MIN.

3. MECHANICAL:
 A. DURABILITY: 500 CYCLES MIN.
 B. TEMPERATURE RANGE: -65° C TO +165° C

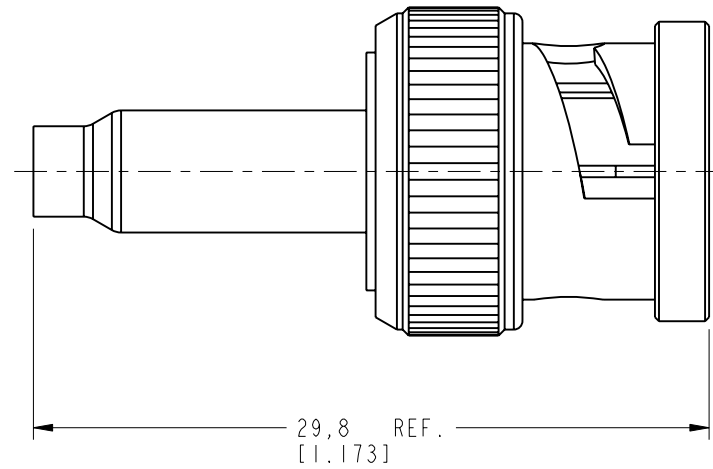
4. FERRULE TO BE CRIMPED WITH A .178 HEX DIE.
 CONTACT TO BE CRIMPED WITH A .042 SQUARE DIE
 OR A 8 PT CRIMPER AMPHENOL NUMBER 227-T1200

5. SHOWS CABLE ENTRY DIMENSIONS.

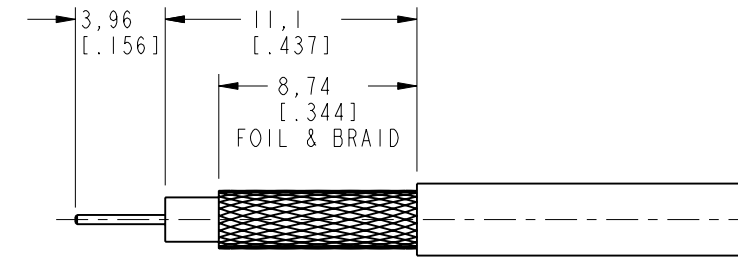
THIRD ANGLE PROJ.

REVISIONS

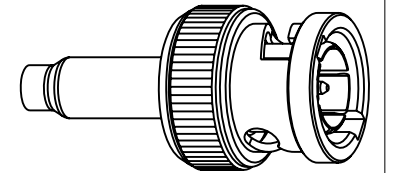
REV	DESCRIPTION	DATE	ECO	APPR
A	RELEASE TO MFG	4/10/06	45950	MY
B	NOTE 4 SHT 2 'OR A 12 POINT CENTER CONTACT INDENTOR TOOL'	5/11/06	46083	CPM
C	NOTE 4 '8 PT CRIMPER AMPHENOL NUMBER CTL-T1200'	8/6/07	46681	TC
D	SEE SHEET 1	11/26/09	47894	SH
E	227-T1200 WAS CTL-T1200\RD-DM110704011	15-Jul-11	48649	DH
F	STAMP WAS CHANGED\RD-DM110825011	05-Sep-11	48757	SCOTT



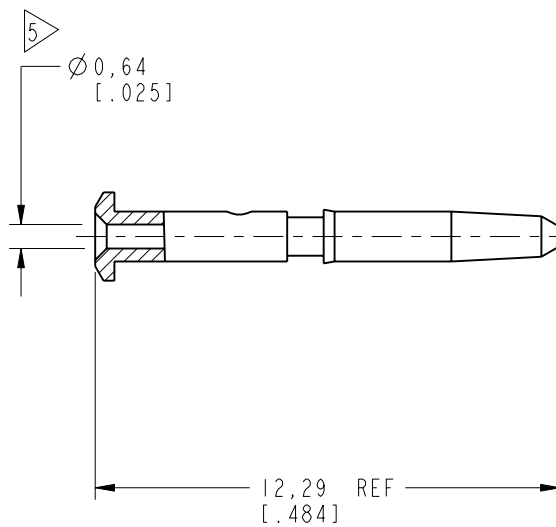
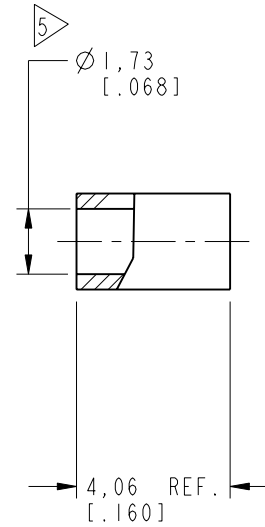
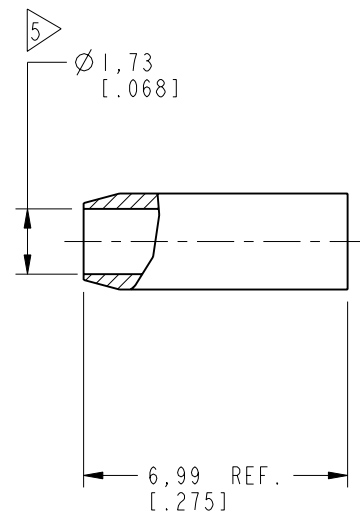
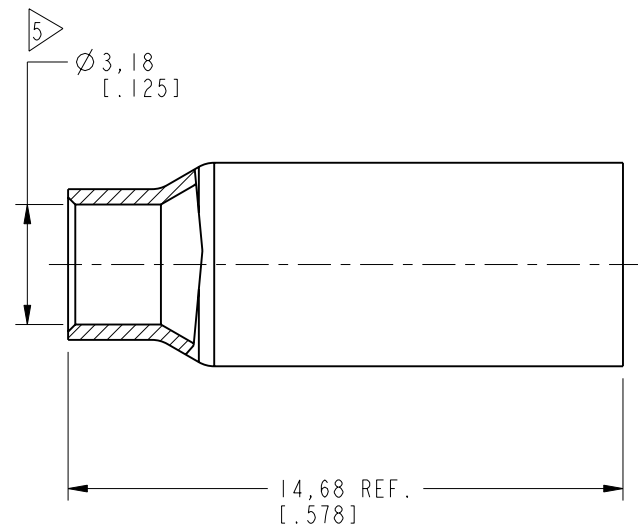
AFTER ASSEMBLY DIMENSIONS



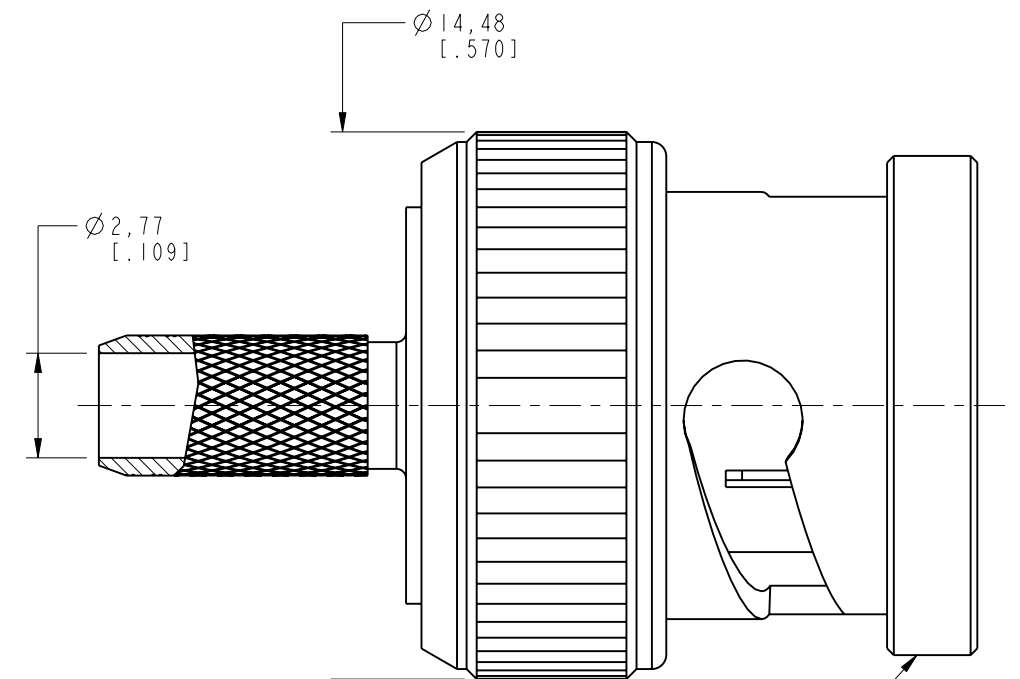
RECOMMENDED
CABLE STRIPPING DIMENSIONS



SCALE 1.500



SECTION A-A



STAMP: APH 31-80106 WWYY
DATE CODE

CUSTOMER OUTLINE DRAWING

ALL OTHER SHEETS ARE FOR INTERNAL USE ONLY

UNLESS OTHERWISE SPECIFIED, DIMENSIONS ARE IN METRIC AND TOLERANCES ARE:
 <0.5mm ±0.05mm 0.5 - 6mm ±0.1mm 6 - 30mm ±0.2mm 30 - 120mm ±0.3mm ANGLES ±1°

NOTICE - These drawings, specifications, or other data (1) are, and remain the property of Amphenol corp. (2) must be returned upon request; and (3) are confidential and not to be disclosed to any person other than those to whom they are given by Amphenol Corp. the finishing of these drawings, specifications, or other data by Amphenol Corp., or to any other person to anyone for any purpose is not to be regarded by implication or otherwise in any manner licensing, granting rights to permitting such holder or any other person to manufacture, use or sell any product, process or design, patented or otherwise, that may in any way be related to or disclosed by said drawings, specifications, or other data.

MATERIAL SEE NOTE	DRAWN I. XU	DATE 25-Aug-11	TITLE 75 OHM BNC PLUG FOR RG-174 CABLE	Amphenol RF Danbury CT USA, Tainan, Taiwan, Shenzhen, China www.amphenolrf.com
REFERENCE EAR # 1674 AND 611x-3996	ENGINEER G. ANTONINI	DATE 03-Mar-05		
CONFIGURATION LEVEL: □□□□	APPROVED S. HSIEH	DATE 05-Sep-11	SCALE: 5.0:1.0	DRAWING NO. 31-80106
FINISH	CAD FILE		SHEET 2 OF 2	ITEM NO. 31-80106
			DWG SIZE B	PART NO. 31-80106
			REV F	