

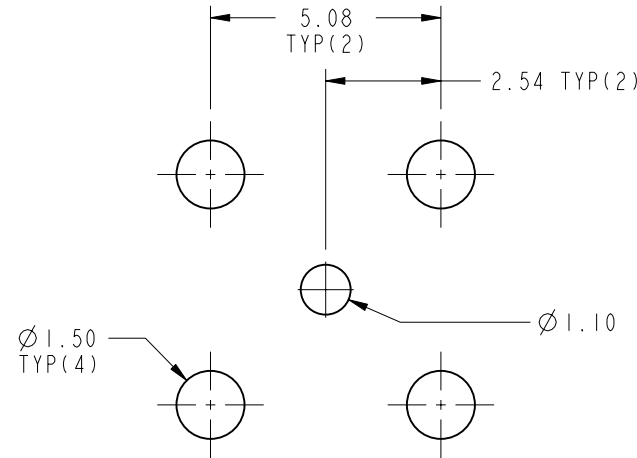
NOTES:

1. MATERIALS AND FINISHES:
 BODY - BRASS, GOLD PLATING.
 CONTACT - BeCu, GOLD PLATING.
 INSULATOR - PTFE
2. ELECTRICAL:
 A. IMPEDANCE: 75 OHM
 B. FREQUENCY RANGE: DC - 3 GHz
 C. RETURN LOSS: 30 dB MIN.
 D. DIELECTRIC WITHSTANDING VOLTAGE: 1000 VRMS, MIN.
 E. INSULATION RESISTANCE: 10,000 MEGOHMS MIN
 F. VOLTAGE RATING: 335 VRMS
3. MECHANICAL:
 A. DURABILITY: 500 CYCLES MIN.
4. ENVIRONMENTAL:
 A. THERMAL SHOCK PER MIL-STD-202 METHOD 107
 TEST CONDITION B (EXCEPT HIGH TEMP @200°C)
 B. VIBRATION: MIL-STD-202 METHOD 204 TEST CONDITION B
 C. SHOCK: MIL-STD-202 METHOD 213 TEST CONDITION B
 D. CORROSION: MIL-STD-202 METHOD 101
 TEST CONDITION B 5% SALT SOLUTION
5. PACKAGING:
 A. QUANTITY: SINGLE PACK
 B. MARKING: BAG TO BE MARKED:
 "AMPHENOLRF, 34-1040 DATE CODE"

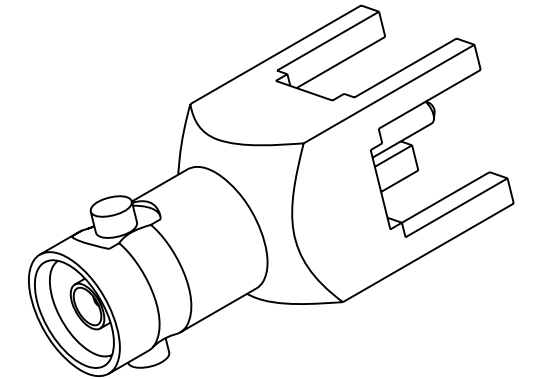
THIRD ANGLE PROJ.

REVISIONS

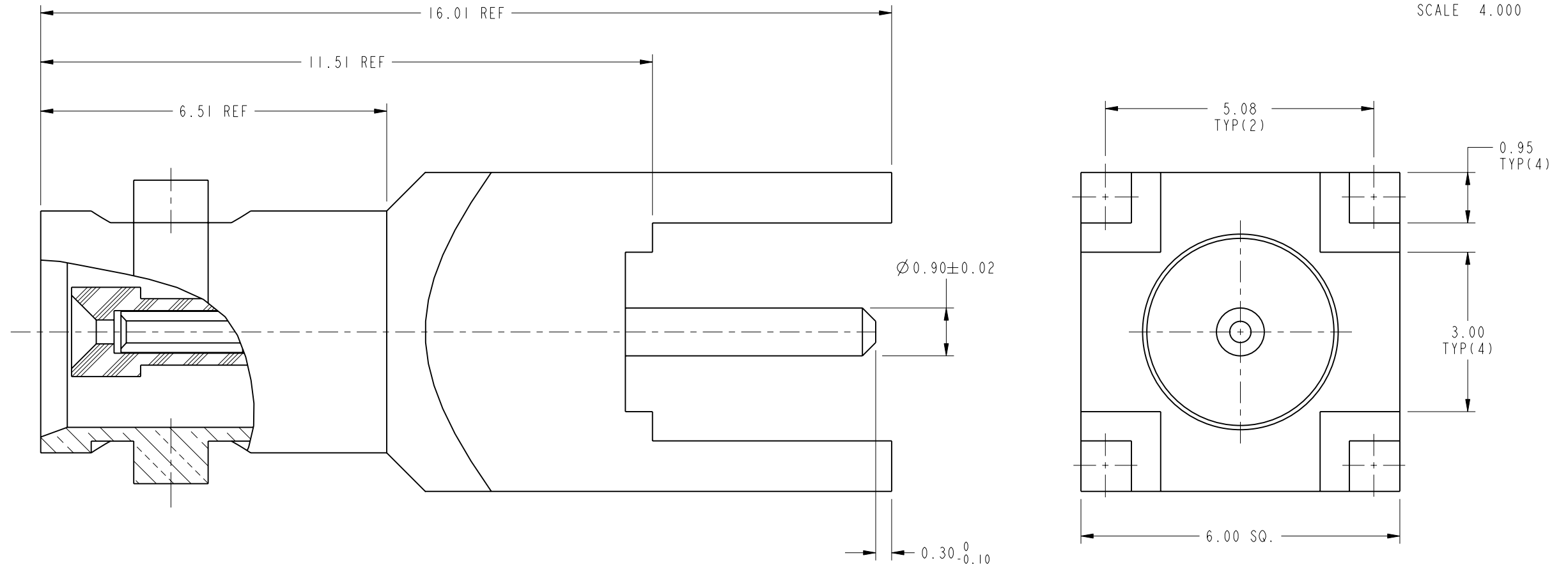
REV	DESCRIPTION	DATE	ECO	APPR
A	RELEASE TO MFG.	22-Feb-11	48466	FW



RECOMMENDED PCB MOUNTING HOLES DIMENSIONS



SCALE 4.000



CUSTOMER OUTLINE DRAWING

ALL OTHER SHEETS ARE FOR INTERNAL USE ONLY

UNLESS OTHERWISE SPECIFIED, DIMENSIONS ARE IN METRIC AND TOLERANCES ARE:
 <0.5mm ±0.05mm 0.5 - 6mm ±0.1mm 6 - 30mm ±0.2mm 30 - 120mm ±0.3mm ANGLES ±1°

NOTICE - These drawings, specifications, or other data (1) are, and remain the property of Amphenol corp. (2) must be returned upon request; and (3) are confidential and not to be disclosed to any person other than those to whom they are given by Amphenol Corp. the furnishing of these drawings, specifications, or other data by Amphenol Corp., or to any other person to anyone for any purpose is not to be regarded by implication or otherwise in any manner licensing, granting rights to permitting such holder or any other person to manufacture, use or sell any product, process or design, patented or otherwise, that may in any way be related to or disclosed by said drawings, specifications, or other data.

MATERIAL SEE NOTES	DRAWN CLEMENT	DATE 22-Feb-11
REFERENCE EAR #4381	ENGINEER CLEMENT	DATE 03-Nov-10
CONFIGURATION LEVEL: <input type="checkbox"/> <input type="checkbox"/>	APPROVED S. HSIEH	DATE 24-Feb-11
FINISH	CAD FILE Root Folder:/34-1040	

TITLE HD-BNC, STR JACK PCB THROUGH HOLE 4 LEGS RECEPTACLE	SCALE: 6.0:1.0	SHEET 2 OF 2
DWG SIZE B	REV A	

Amphenol RF	
www.amphenolrf.com	
DRAWING NO. 34-1040	
ITEM NO. 34-1040	
PART NO. 34-1040	