

NOTES:

1. MATERIAL AND FINISHES:

BODY - BERYLLIUM COPPER, ALBALOY PLATING
 CONTACT - BERYLLIUM COPPER, GOLD PLATING
 INSULATORS - DELRIN & TEFLON
 FERRULE - COPPER, ALBALOY PLATING

2. ELECTRICAL:

A. IMPEDANCE: 50 OHM
 B. FREQUENCY RANGE: DC 0-6 GHz
 C. VSWR(RETURN LOSS): 1.5 MAX.
 D. DIELECTRIC WITHSTAND VOLTAGE: 1000 VRMS, MINS.

3. MECHANICAL:

A. DURABILITY: 500 CYCLES MIN.
 B. TEMPERATURE RANGE: -40°C TO +155°C

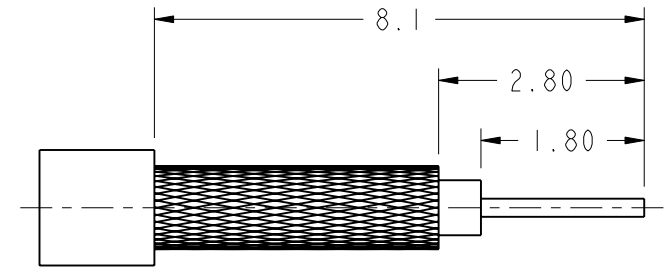
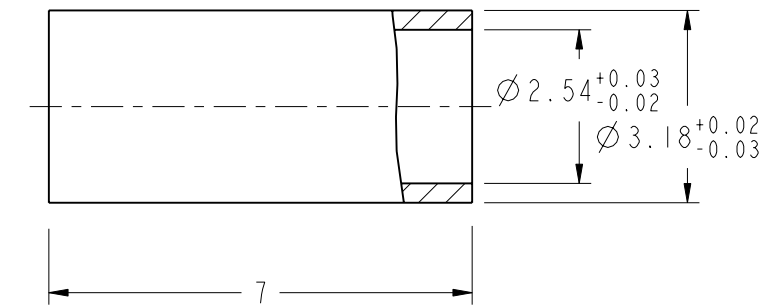
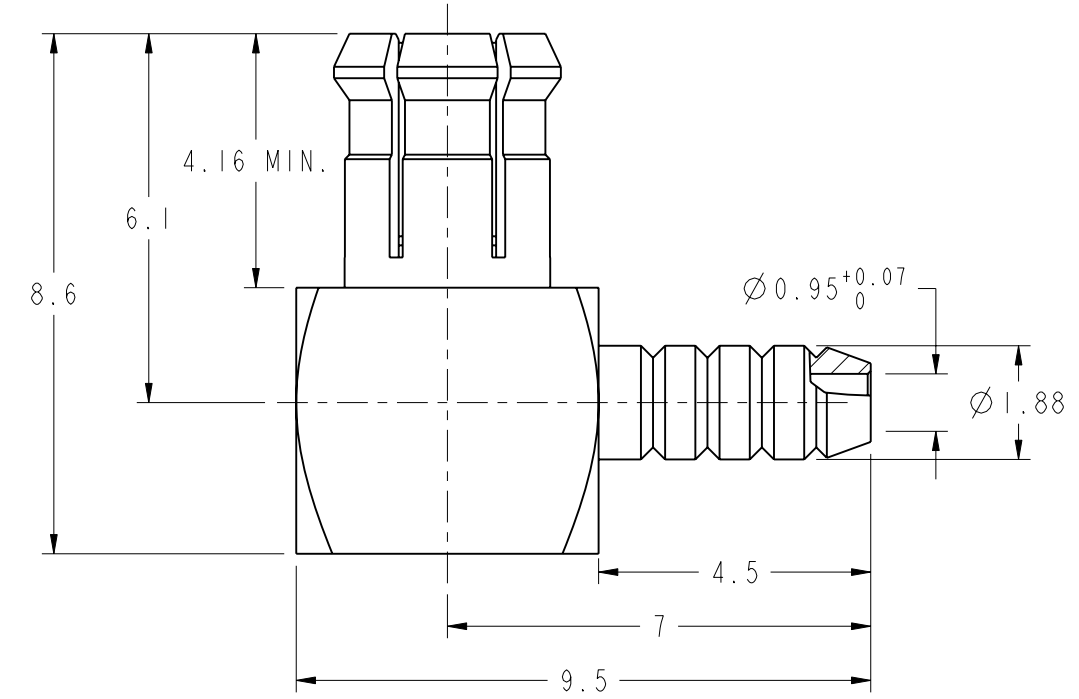
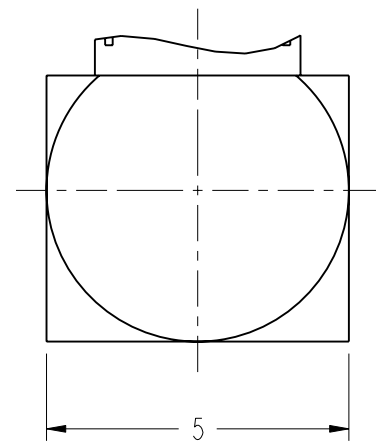
OTHER:

A. CRIMPED FERRULE: HEX CRIMP SIZE .100"
 B. SOLDER CENTER CONDUCTOR
 C. INSTALL INSULATOR
 D. PRESS FIT METAL COVER

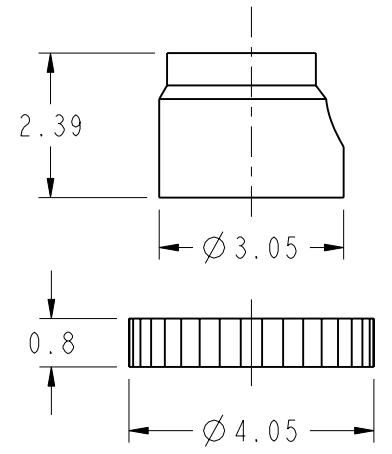
THIRD ANGLE PROJ.

REVISIONS

REV	DESCRIPTION	DATE	ECO	APPR
A	RELEASE TO MFG.	29-Jul-06	46108	CW
B	SEE SHEET 1 AND CHANGED THE HEX CRIMP SIZE TO .105	25-Aug-06	46240	CW
C	SEE SHEET 1 AND CHANGED THE HEX CRIMP SIZE TO .128	02-Aug-07	46731	
D	SEE SHEET 1	17-Sep-07		
E	SEE SHEET 1 AND CHANGED THE HEX CRIMP SIZE TO .105	24-Aug-10	48232	SH
F	1.80 WAS 2.70, 2.80 WAS 3.40; CRIMP HEX SIZE .100" WAS .105"	28-Jul-11	48709	SH



RECOMMENDED CABLE STRIPPING DIMENSIONS
 建議剝線尺寸
 SCALE 8.000



CUSTOMER OUTLINE DRAWING
 ALL OTHER SHEETS ARE FOR INTERNAL USE ONLY

UNLESS OTHERWISE SPECIFIED, DIMENSIONS ARE IN METRIC AND TOLERANCES ARE: <0.5mm ±0.05mm 0.5 - 6mm ±0.1mm 6 - 30mm ±0.2mm 30 - 120mm ±0.3mm ANGLES ±1° NOTICE - These drawings, specifications, or other data (1) are, and remain the property of Amphenol corp. (2) must be returned upon request; and (3) are confidential and not to be disclosed to any person other than those to whom they are given by Amphenol Corp. the furnishing of these drawings, specifications, or other data by Amphenol Corp., or to any other person to anyone for any purpose is not to be regarded by implication or otherwise in any manner licensing, granting rights to permitting such holder or any other person to manufacture, use or sell any product, process or design, patented or otherwise, that may in any way be related to or disclosed by said drawings, specifications, or other data.	MATERIAL	DRAWN	DATE	TITLE		Amphenol RF Danbury CT USA, Tainan, Taiwan, Shenzhen, China www.amphenolrf.com DRAWING NO. 919-NMI22P-51A ITEM NO. 919-NMI22P-51A PART NO. 919-NMI22P-51A
	SEE NOTES	I.XU	27-Jul-11	MCX R/A CRIMP PLUG NON MAGNETIC (FOR RG-178)		
	REFERENCE EAR # AND CONFIGURATION LEVEL: <input type="checkbox"/> <input type="checkbox"/> <input type="checkbox"/>	ENGINEER	DATE	SCALE: 8.0:1.0 SHEET 2 OF 2		
	FINISH	C.WANG	29-Jul-06	DWG SIZE	REV	
		S.HSIEH	27-Jul-11	B	F	
		CAD FILE	Root Folder\MCX\919-NMI22P-51A			