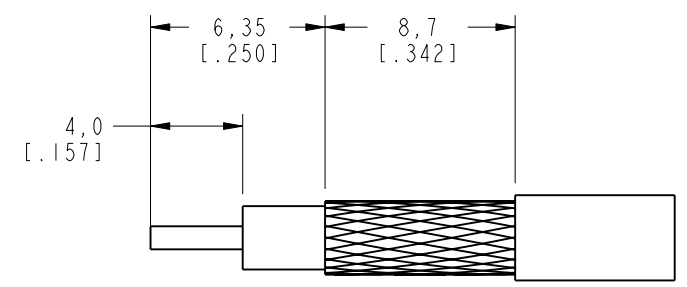


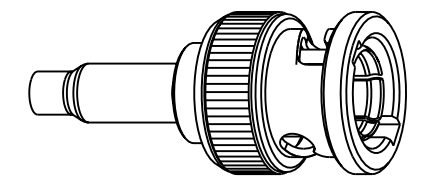
31-70253		REVISIONS			
DRAWING NO.	REV	DESCRIPTION	DATE	ECO	APPR
THIRD ANGLE PROJ.	A	RELEASE TO MFG.	10/29/01	43881	CPM
	B	SEE SHEET 1	9/27/04	45163	CPM

NOTES:

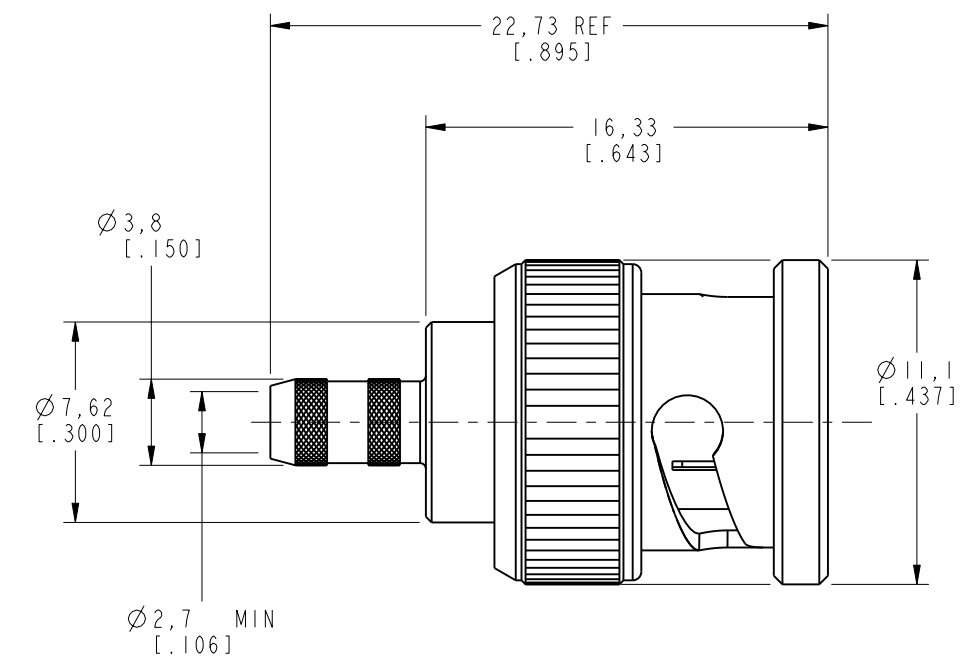
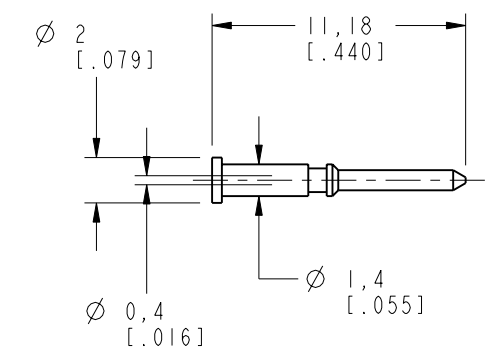
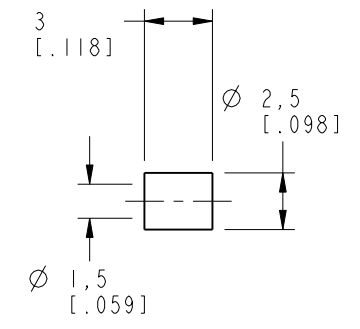
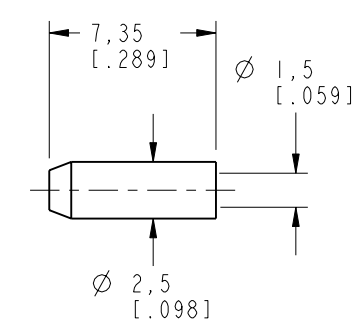
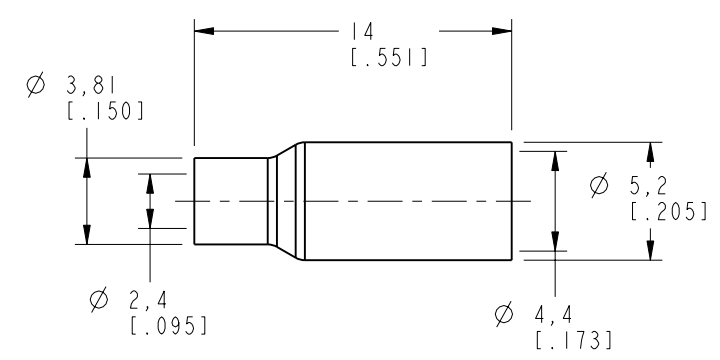
- MATERIALS OF CONSTRUCTION:
 SHELL, BODY, BARREL, SPACER & RETAINER RING = BRASS (QQ-B-626), NICKEL PLATED (.000100 MIN THICK) OVER COPPER STRIKE
 CONTACT PIN = BRASS (QQ-B-626), GOLD PLATED (.000030 MIN THICK) OVER NICKEL (.000100 MIN)
 WASHER = BRASS (QQ-B-613), NICKEL PLATED (.000100 MIN THICK) OVER COPPER STRIKE
 FERRULE = COPPER ALLOY, NICKEL PLATED (.000100 MIN THICK) OVER COPPER STRIKE
 SPRING = BeCu, NATURAL
 INSULATOR & SLEEVE = TEFLON PER MIL-P-19468
 GASKET = SILICONE RUBBER, COLOR RED
- CRIMPED FERRULE = HEX CRIMP SIZE .178
- ELECTRICAL REQUIREMENTS:
 A. IMPEDANCE: 75 OHM
 B. FREQUENCY RANGE: DC - 2 GHz
- MECHANICAL REQUIREMENTS:
 A. DURABILITY: 500 CYCLES MIN
- ENVIRONMENTAL REQUIREMENTS:
 A. TEMPERATURE RANGE: -40°C TO 85°C
- INTERFACE DIMENSION PER MIL-STD-348.



RECOMMENDED CABLE STRIPPING DIM'S. SCALE 3.000



SCALE 1.500



CUSTOMER OUTLINE DRAWING
 ALL OTHER SHEETS ARE FOR INTERNAL USE ONLY

UNLESS OTHERWISE SPECIFIED, DIMENSIONS ARE IN MM (INCHES) AND TOLERANCES ARE: 0.5 - 6mm ±0.2mm 6 - 30mm ±0.4mm 30 - 120mm ±0.6mm	MATERIAL	DRAWN C. McGRATH	DATE 10/23/01	TITLE MINI BNC CRIMP PLUG (FOR CBL-3340 CABLE)	Amphenol Amphenol Corporation Communication and Network Products Division Danbury, CT U.S.A. 06810			
	REFERENCE EAR 420 GEN# ASSYM3-BNC75	ENGINEER O. BARTHELMES	DATE 10/23/01			APPROVED O. BARTHELMES	DATE 10/24/01	
NOTICE - These drawings, specifications, or other data (1) are, and remain the property of Amphenol Corp. (2) must be returned upon request; and (3) are confidential and not to be disclosed to any person other than those to whom they are given by Amphenol Corp. The furnishing of these drawings, specifications, or other data by Amphenol Corp., or to any other person to anyone for any purpose is not to be regarded by implication or otherwise in any manner licensing, granting rights or permitting such holder or any other person to manufacture, use or sell any product, process or design, patented or otherwise, that may in any way be related to or disclosed by said drawings, specifications, or other data.		CAD FILE I:\BNC75\31-70253	CODE ID 74868	DWG SIZE B	DRAWING NO. 31-70253	SCALE: 3.0:1	SHEET 2 OF 2	REV B