


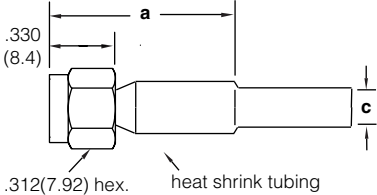
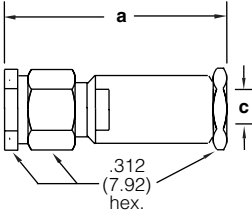
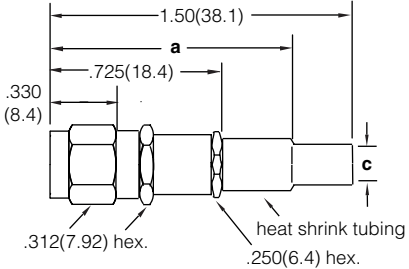


<p>Fig. 1</p> 	<p>Fig. 2</p> 	<p>Fig. 3</p> 
 <p>SMA Plug Braid Solder to Body Captivated Solder Contact <b>901-9501-3</b> for RG-174, 179B, 187A, 188A, 316</p>	 <p>SMA Plugs BeCu Body, Solder to Nut <b>901-103•▲</b> for RG-55, 58, 142, 223 <b>901-128-11•</b> (M39012/55-4007) for RG-174, 316</p>	 <p>SMA Plugs Braid Crimp/ Captivated Solder Contact <b>901-9601-1SF▲</b> Passivated Body &amp; Nut for RG-55B, 142B, 223, 400 <b>901-9601-3▲</b> Gold Plt. Body &amp; Nut <b>901-9601-3SF▲</b> Passivated Body &amp; Nut for RG-174, 179, 187, 188, 316</p>

## SMA PLUGS FOR FLEXIBLE CABLE – 50Ω impedance

Cable RG-/U	Cable Attachment		Dim. In. (mm)		CAI	Plt.	Ins.	Construction Notes	Mil. No. 39012/	Amphenol Number	Fig.
	Outer	Inner	a	c							
<b>55, 58, 141, 142, 223</b>	Clamp	Solder	.969(24.6)	.219(5.6)	C43	P9	D1	BeCu Body	—	•▲ <b>901-103</b>	2
<b>55B, 142B, 223, 400</b>	Crimp	Solder	1.10(28.0)	.220(5.6)	C56	P12	D1	Captivated Contact	—	▲ <b>901-9601-1SF</b>	3
<b>174, 179, 187, 188, 316</b>	Crimp	Solder	1.10(28.0)	.128(3.3)	C56	P9	D1	Captivated Contact	—	▲ <b>901-9601-3</b>	3
	Crimp	Solder	1.10(28.0)	.128(3.3)	C56	P12	D1	Captivated Contact	—	▲ <b>901-9601-3SF</b>	3
<b>174, 179B, 187A, 188A, 316</b>	Solder	Solder	.690(17.5)	.128(3.3)	C46	P11	D1	—	—	<b>901-9501-3</b>	1
<b>174, 316</b>	Clamp	Solder	.984(25.0)	.114(2.9)	C44	P9	D1	BeCu Body	55-4007	• <b>901-128-11</b>	2

• safety wire holes ▲ distributor stocked