

HIGH ACCURACY TRANSDUCERS

MICRO-MACHINED SILICON


COMPOUND PRESSURE RANGES



**Compound Pressure Ranges
mV/V, Voltage or Current Outputs**

IP67 rated
PX409-015CGV
±15 psi range
shown actual size.

Cable style.



mini DIN
style.

IP65 rated PX419-001CGI
±1 psi bi-directional range
shown actual size.

PX409 Series



Standard

Metric threads available

Now Available
with M12
Connector

B

- ✓ High Accuracy
±0.08% BSL Includes
Linearity, Hysteresis,
and Repeatability
- ✓ Broad Temperature
Compensated Range
-29 to 85°C (-20 to 185°F)
- ✓ Premium Temperature
Performance Span:
±0.5% Over
Compensated Range
- ✓ 5-Point NIST Traceable
Calibration Included
- ✓ All Stainless Steel
Wetted Parts
- ✓ Fast Response Time
- ✓ Solid State Reliability
and Stability
- ✓ 400% Proof Pressure
Minimum

PX409 Series high accuracy transducers bi-directional gage pressure range models have all stainless steel wetted parts and welded construction and premium temperature compensation which makes them suitable for use in tough industrial environments.

Compound range transducers are available in 5 ranges which measure positive and negative gage pressure and give a corresponding bi-directional outputs of ±10 mV/V, ±5 Vdc and 4 to 20 mA with ambient set at 12 mA. Ranges are available from ±10 inH₂O to ±15 psi.

SPECIFICATIONS

Output:

Millivolt: 0 to 10 mV/V for vacuum,
±10 mV/V for compound

Amplified Voltage: 0 to 5 Vdc for
vacuum, ±5 Vdc for compound

Current Loop: 4 to 20 mA
(12 mA at 0 psig on compound ranges)

Power Requirements:

Millivolt: 5 to 10 Vdc (2 mA @ 10 Vdc)

Amplified Voltage:
10 to 30 Vdc @ 10 mA

Current Loop: 9 to 30 Vdc
[max loop res = [(Vs-9) x 50]
[9 to 20 Vdc above 105°C (229°F)]

CE Compliant: Meets industrial
emission and immunity standard
EN61326

**Accuracy (Combined Linearity,
Hysteresis and Repeatability):**
±0.08% BSL max, calibrated in
positive direction only, with electrical
connector up

Zero Balance: ±0.5% FS typical
1% max (1% typical, 2% max
for ranges 1 psi and below)

Span Setting: ±0.5% FS typical
1% max (1% typical, 2% max for
ranges 1 psi and below)

Operating Temperature Range:
-45 to 121°C (-49 to 250°F)
[-45 to 115°C (-49 to 240°F)
for voltage or current outputs]

Compensated Temperature:

Ranges >5 psi: -29 to 85°C
(-20 to 185°F)

Ranges ≤5 psi: -17 to 85°C
(0 to 185°F)

**Thermal Effects Zero (@ 0 psig
Over Compensated Range):**

Ranges >5 psi: ±0.5% span

Ranges ≤5 psi: ±1.0% span

**Thermal Effects Span (Over
Compensated Range):**

Ranges >5 psi: ±0.5% span

Ranges ≤5 psi: ±1.0% span

Long Term Stability (1-Year):
±0.1% FS typical

Shock: 50 g, 11 ms half sine, vertical
and horizontal axis

Vibration: 5-2000-5 Hz, 30 minute
cycle, Curve L, Mil-Spec 810 figure
514-2-2, vertical and horizontal axis

Response Time: <1 ms

Bandwidth: DC to 1 kHz typical

Proof Pressure (positive direction):

10 inH₂O: 10 times full scale

1 psi: 6 times full scale

2.5 psi and Higher: 4 times full scale
(Negative direction 4 times or
1 atmosphere whichever is greater)

Burst Pressure:

10 inH₂O to 5 psi: 1000 psi

15 and Higher: 3000 psi

Electrical Termination:

PX409: Integral 2 m (6') cable

PX419: mini DIN

PX429: Twist-lock

PX459: M12

Mating Connectors:

PX419: CX5302 (included)

PX429: PT06F10-6S (sold separately)

Environmental Protection:

PX409: IP67

PX419, PX429 and PX459: IP65

Wetted Parts: 316 SS


Pressure Port: ¼-18 NPT male

Calibration: Comes with 5-point
calibration certificate (positive
readings only for compound ranges)

Weight: 115 to 200 g (4 to 7 oz)
depending upon configuration



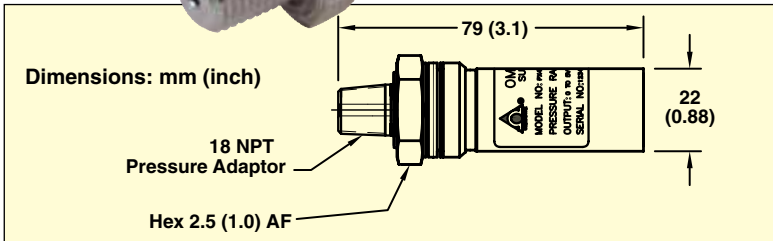
HIGH ACCURACY TRANSDUCERS COMPOUND PRESSURE RANGES



All models shown smaller than actual size.

Metric threads available

Custom Models Available!
 Use Our Convenient On-Line Transducer Configurator to Choose the Features You Want
 Visit newportUS.com/ for Details



To Order Visit newportUS.com/px409_comp for Pricing and Details

RANGE		2 m (6') CABLE TERMINATION MODEL NO.*	MINI DIN TERMINATION MODEL NO.	TWIST-LOCK TERMINATION MODEL NO.	M12 CONN. TERMINATION MODEL NO.
psi GAGE PRESSURE	mbar GAGE PRESSURE				
0 to 100 mV (@ 10 Vdc) OUTPUT					
±10 inH ₂ O	±25	PX409-10WCGV	PX419-10WCGV	PX429-10WCGV	PX459-10WCGV
±1	±69	PX409-001CGV	PX419-001CGV	PX429-001CGV	PX459-001CGV
±2.5	±172	PX409-2.5CGV	PX419-2.5CGV	PX429-2.5CGV	PX459-2.5CGV
±5	±345	PX409-005CGV	PX419-005CGV	PX429-005CGV	PX459-005CGV
±15	±1034	PX409-015CGV	PX419-015CGV	PX429-015CGV	PX459-015CGV
0 to 5 Vdc OUTPUT**					
±10 inH ₂ O	±25	PX409-10WCG5V	PX419-10WCG5V	PX429-10WCG5V	PX459-10WCG5V
±1	±69	PX409-001CG5V	PX419-001CG5V	PX429-001CG5V	PX459-001CG5V
±2.5	±172	PX409-2.5CG5V	PX419-2.5CG5V	PX429-2.5CG5V	PX459-2.5CG5V
±5	±345	PX409-005CG5V	PX419-005CG5V	PX429-005CG5V	PX459-005CG5V
±15	±1034	PX409-015CG5V	PX419-015CG5V	PX429-015CG5V	PX459-015CG5V
4 to 20 mA OUTPUT					
±10 inH ₂ O	±25	PX409-10WCGI	PX419-10WCGI	PX429-10WCGI	PX459-10WCGI
±1	±69	PX409-001CGI	PX419-001CGI	PX429-001CGI	PX459-001CGI
±2.5	±172	PX409-2.5CGI	PX419-2.5CGI	PX429-2.5CGI	PX459-2.5CGI
±5	±345	PX409-005CGI	PX419-005CGI	PX429-005CGI	PX459-005CGI
±15	±1034	PX409-015CGI	PX419-015CGI	PX429-015CGI	PX459-015CGI

ACCESSORIES

MODEL NO	DESCRIPTION
M12C-PVC-4-S-F-5	PVC cable, straight 4-pin M12 female connector one end, flying leads one end, 5 m (16.4') long, for PX459
M12C-PVC-4-R-F-5	PVC cable, right angled 4-pin M12 female connector one end, flying leads one end, 5 m (16.4') long, for PX459

Comes complete with 5-pt NIST traceable calibration.

* To order cable version with 1/2 NPT conduit fitting, specify model PX409C, no extra cost.

** To order with 0 to 10 Vdc output change "5V" to "10V" in model number, no extra cost. Metric threads and ranges also available

Ordering Examples: PX409-015CGV, cable termination, ±15 psig range, 10 mV/V output.

PX419-001CG5V, mini DIN termination, ±1 psi range, 0 to 5 Vdc output.