


Quick-Disconnect Thermocouples with High-Temperature Standard-Size Connectors Molded to Probe Sheath: **Standard** Dimensions



- Connector Body Temperature Rating: 260°C (500°F)
- Environmentally Friendly, Cadmium-Free, Liquid Crystal Polymer Connector
- Choice of 304 SS, 316 SS, 321 SS, Inconel®, or Super OMEGACLAD® XL Sheath
- High-Strength, Bendable Design
- Withstands Vibration, High Temperatures, High Pressures
- Ceramic Connectors Available

See the Technical Reference Section Online for Compression Fittings.

Standard Dimension—Quick-Disconnect Thermocouples


To Order visit newportUS.com/H_JKET for Pricing and Details

Alloy/ANSI Color Code	Sheath Dia. (inch)	Model No. 12" Length	Model No. 18" Length	Model No. 24" Length
Iron-Constantan Inconel® Sheath J	1/16	HJQIN-116(*)-12	HJQIN-116(*)-18	HJQIN-116(*)-24
	1/8	HJQIN-18(*)-12	HJQIN-18(*)-18	HJQIN-18(*)-24
	3/16	HJQIN-316(*)-12	HJQIN-316(*)-18	HJQIN-316(*)-24
	1/4	HJQIN-14(*)-12	HJQIN-14(*)-18	HJQIN-14(*)-24
Iron-Constantan 304 SS Sheath J	1/16	HJQSS-116(*)-12	HJQSS-116(*)-18	HJQSS-116(*)-24
	1/8	HJQSS-18(*)-12	HJQSS-18(*)-18	HJQSS-18(*)-24
	3/16	HJQSS-316(*)-12	HJQSS-316(*)-18	HJQSS-316(*)-24
	1/4	HJQSS-14(*)-12	HJQSS-14(*)-18	HJQSS-14(*)-24
CHROMEQA®-ALOMEGA® Inconel® Sheath K	1/16	HKQIN-116(*)-12	HKQIN-116(*)-18	HKQIN-116(*)-24
	1/8	HKQIN-18(*)-12	HKQIN-18(*)-18	HKQIN-18(*)-24
	3/16	HKQIN-316(*)-12	HKQIN-316(*)-18	HKQIN-316(*)-24
	1/4	HKQIN-14(*)-12	HKQIN-14(*)-18	HKQIN-14(*)-24
CHROMEQA®-ALOMEGA® 304 SS Sheath K	1/16	HKQSS-116(*)-12	HKQSS-116(*)-18	HKQSS-116(*)-24
	1/8	HKQSS-18(*)-12	HKQSS-18(*)-18	HKQSS-18(*)-24
	3/16	HKQSS-316(*)-12	HKQSS-316(*)-18	HKQSS-316(*)-24
	1/4	HKQSS-14(*)-12	HKQSS-14(*)-18	HKQSS-14(*)-24
CHROMEQA®-ALOMEGA® Super OMEGACLAD® XL Sheath K	1/16	HKQXL-116(*)-12	HKQXL-116(*)-18	HKQXL-116(*)-24
	1/8	HKQXL-18(*)-12	HKQXL-18(*)-18	HKQXL-18(*)-24
	3/16	HKQXL-316(*)-12	HKQXL-316(*)-18	HKQXL-316(*)-24
	1/4	HKQXL-14(*)-12	HKQXL-14(*)-18	HKQXL-14(*)-24
OMEGA-P®-OMEGA-N® Super OMEGACLAD® XL Sheath N	1/16	HNQXL-116(*)-12	HNQXL-116(*)-18	HNQXL-116(*)-24
	1/8	HNQXL-18(*)-12	HNQXL-18(*)-18	HNQXL-18(*)-24
	3/16	HNQXL-316(*)-12	HNQXL-316(*)-18	HNQXL-316(*)-24
	1/4	HNQXL-14(*)-12	HNQXL-14(*)-18	HNQXL-14(*)-24
CHROMEQA® - Constantan Inconel® Sheath E	1/16	HEQIN-116(*)-12	HEQIN-116(*)-18	HEQIN-116(*)-24
	1/8	HEQIN-18(*)-12	HEQIN-18(*)-18	HEQIN-18(*)-24
	3/16	HEQIN-316(*)-12	HEQIN-316(*)-18	HEQIN-316(*)-24
	1/4	HEQIN-14(*)-12	HEQIN-14(*)-18	HEQIN-14(*)-24
CHROMEQA® - Constantan 304 SS Sheath E	1/16	HEQSS-116(*)-12	HEQSS-116(*)-18	HEQSS-116(*)-24
	1/8	HEQSS-18(*)-12	HEQSS-18(*)-18	HEQSS-18(*)-24
	3/16	HEQSS-316(*)-12	HEQSS-316(*)-18	HEQSS-316(*)-24
	1/4	HEQSS-14(*)-12	HEQSS-14(*)-18	HEQSS-14(*)-24
Copper-Constantan Inconel® Sheath T	1/16	HTQIN-116(*)-12	HTQIN-116(*)-18	HTQIN-116(*)-24
	1/8	HTQIN-18(*)-12	HTQIN-18(*)-18	HTQIN-18(*)-24
	3/16	HTQIN-316(*)-12	HTQIN-316(*)-18	HTQIN-316(*)-24
	1/4	HTQIN-14(*)-12	HTQIN-14(*)-18	HTQIN-14(*)-24
Copper-Constantan 304 SS Sheath T	1/16	HTQSS-116(*)-12	HTQSS-116(*)-18	HTQSS-116(*)-24
	1/8	HTQSS-18(*)-12	HTQSS-18(*)-18	HTQSS-18(*)-24
	3/16	HTQSS-316(*)-12	HTQSS-316(*)-18	HTQSS-316(*)-24
	1/4	HTQSS-14(*)-12	HTQSS-14(*)-18	HTQSS-14(*)-24

* Specify junction type: "G" (Grounded), "E" (Exposed) or "U" (Ungrounded). To order with 310 SS, 316 SS or 321 SS sheath, change "SS" in model number to "310SS", "316SS" or "321SS", no additional charge. For lengths under 12" or over 24" consult Sales. Type N Inconel® sheathing is available; contact Sales for model numbers. **Ordering Example: HKQSS-18U-12**, molded-junction quick-disconnect probe, Type K (CHROMEQA®-ALOMEGA®), 304 SS sheath, 1/8" OD, ungrounded junction, 12" length.

Quick-Disconnect Thermocouples with High-Temperature Standard-Size Connectors Molded to Probe Sheath: **Metric** Dimensions


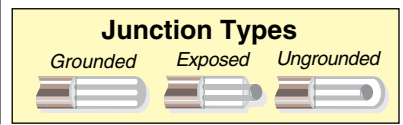
Standard-size high-temperature thermocouple connector is molded directly onto thermocouple probe sheath. Mating connector, cable clamp and locking clip are included.



All models shown smaller than actual size.

Available as
MEETS OR EXCEEDS SPECIFIC QUANTITY OF ERROR (SLE) AND EN 60584-2: Tolerance Class 1
SUPER OMEGACLAD® XL THERMOCOUPLE PROBES

See the Technical Reference Section Online for Compression Fittings.



Metric Dimensions—Quick-Disconnect Thermocouples

To Order visit newportUS.com/hjqin for Pricing and Details

Alloy/ANSI Color Code	Sheath Dia. (mm)	Model No. 300 mm Length	Model No. 450 mm Length	Model No. 600 mm Length
Iron-Constantan Inconel® Sheath J	1.5	HJQIN-M15(*)-300	HJQIN-M15(*)-450	HJQIN-M15(*)-600
	3.0	HJQIN-M30(*)-300	HJQIN-M30(*)-450	HJQIN-M30(*)-600
	4.5	HJQIN-M45(*)-300	HJQIN-M45(*)-450	HJQIN-M45(*)-600
	6.0	HJQIN-M60(*)-300	HJQIN-M60(*)-450	HJQIN-M60(*)-600
Iron-Constantan 304 SS Sheath J	1.5	HJQSS-M15(*)-300	HJQSS-M15(*)-450	HJQSS-M15(*)-600
	3.0	HJQSS-M30(*)-300	HJQSS-M30(*)-450	HJQSS-M30(*)-600
	4.5	HJQSS-M45(*)-300	HJQSS-M45(*)-450	HJQSS-M45(*)-600
	6.0	HJQSS-M60(*)-300	HJQSS-M60(*)-450	HJQSS-M60(*)-600
CHROMEQA®-ALOMEGA® Inconel® Sheath K	1.5	HKQIN-M15(*)-300	HKQIN-M15(*)-450	HKQIN-M15(*)-600
	3.0	HKQIN-M30(*)-300	HKQIN-M30(*)-450	HKQIN-M30(*)-600
	4.5	HKQIN-M45(*)-300	HKQIN-M45(*)-450	HKQIN-M45(*)-600
	6.0	HKQIN-M60(*)-300	HKQIN-M60(*)-450	HKQIN-M60(*)-600
CHROMEQA®-ALOMEGA® 304 SS Sheath K	1.5	HKQSS-M15(*)-300	HKQSS-M15(*)-450	HKQSS-M15(*)-600
	3.0	HKQSS-M30(*)-300	HKQSS-M30(*)-450	HKQSS-M30(*)-600
	4.5	HKQSS-M45(*)-300	HKQSS-M45(*)-450	HKQSS-M45(*)-600
	6.0	HKQSS-M60(*)-300	HKQSS-M60(*)-450	HKQSS-M60(*)-600
CHROMEQA®-ALOMEGA® Super OMEGACLAD® XL Sheath K	1.5	HKQXL-M15(*)-300	HKQXL-M15(*)-450	HKQXL-M15(*)-600
	3.0	HKQXL-M30(*)-300	HKQXL-M30(*)-450	HKQXL-M30(*)-600
	4.5	HKQXL-M45(*)-300	HKQXL-M45(*)-450	HKQXL-M45(*)-600
	6.0	HKQXL-M60(*)-300	HKQXL-M60(*)-450	HKQXL-M60(*)-600
OMEGA-P®-OMEGA-N® Super OMEGACLAD® XL Sheath N	1.5	HNQXL-M15(*)-300	HNQXL-M15(*)-450	HNQXL-M15(*)-600
	3.0	HNQXL-M30(*)-300	HNQXL-M30(*)-450	HNQXL-M30(*)-600
	4.5	HNQXL-M45(*)-300	HNQXL-M45(*)-450	HNQXL-M45(*)-600
	6.0	HNQXL-M60(*)-300	HNQXL-M60(*)-450	HNQXL-M60(*)-600
CHROMEQA®-Constantan Inconel® Sheath E	1.5	HEQIN-M15(*)-300	HEQIN-M15(*)-450	HEQIN-M15(*)-600
	3.0	HEQIN-M30(*)-300	HEQIN-M30(*)-450	HEQIN-M30(*)-600
	4.5	HEQIN-M45(*)-300	HEQIN-M45(*)-450	HEQIN-M45(*)-600
	6.0	HEQIN-M60(*)-300	HEQIN-M60(*)-450	HEQIN-M60(*)-600
CHROMEQA®-Constantan 304 SS Sheath E	1.5	HEQSS-M15(*)-300	HEQSS-M15(*)-450	HEQSS-M15(*)-600
	3.0	HEQSS-M30(*)-300	HEQSS-M30(*)-450	HEQSS-M30(*)-600
	4.5	HEQSS-M45(*)-300	HEQSS-M45(*)-450	HEQSS-M45(*)-600
	6.0	HEQSS-M60(*)-300	HEQSS-M60(*)-450	HEQSS-M60(*)-600
Copper-Constantan Inconel® Sheath T	1.5	HTQIN-M15(*)-300	HTQIN-M15(*)-450	HTQIN-M15(*)-600
	3.0	HTQIN-M30(*)-300	HTQIN-M30(*)-450	HTQIN-M30(*)-600
	4.5	HTQIN-M45(*)-300	HTQIN-M45(*)-450	HTQIN-M45(*)-600
	6.0	HTQIN-M60(*)-300	HTQIN-M60(*)-450	HTQIN-M60(*)-600
Copper-Constantan 304 SS Sheath T	1.5	HTQSS-M15(*)-300	HTQSS-M15(*)-450	HTQSS-M15(*)-600
	3.0	HTQSS-M30(*)-300	HTQSS-M30(*)-450	HTQSS-M30(*)-60
	4.5	HTQSS-M45(*)-300	HTQSS-M45(*)-450	HTQSS-M45(*)-600
	6.0	HTQSS-M60(*)-300	HTQSS-M60(*)-450	HTQSS-M60(*)-600

* Specify junction type: "G" (Grounded), "E" (Exposed) or "U" (Ungrounded). To order with 310 SS, 316 SS or 321 SS sheath, change "SS" in model number to "310SS", "316SS" or "321SS", no additional charge. For lengths over 600 mm or under 300 mm, consult Sales. Type N Inconel® sheathing is available; contact Sales for model numbers. **Ordering Example: HKQIN-M30U-300**, molded-junction quick-disconnect probe, Type K (CHROMEQA®-ALOMEGA®), 304 SS sheath, 3 mm OD, grounded junction, 300 mm length.